


Part number

TM 3294KIS



Interlocked switched socket-outlet, TM series, 3 poles + PE, 9 h (blue), 32 A, 200 ÷ 250 V, sectionable fuse carrier 10 x 38 mm, with base box

Product description

Product type	Interlocked switched socket-outlet
Series	TM.. IS/KIS
N. of poles	3 poles + 
Clock position	9
Size	115 x 450 x 18 mm
Specification	Sectionable fuse carrier 10 x 38 mm With base box

Technical data

Current	32 A
Voltage	200 ÷ 250 V
IP degree of protection	IP66 / IP67

Further technical details

Weight	1.660,00 g
Operating temperature range (min, max)	-25°C ... +40°C
UL 94 flammability rating	V-2
IK rating (impact degree of protection)	IK10

Material properties

Colour	RAL 7012 grey, RAL 5015 blue
---------------	------------------------------

Approvals / Standards

Reference standard	EN 60309-1, -2 e -4
---------------------------	---------------------

General ordering information

EAN13 code	8015747126267
-------------------	---------------



Catalogue drawings

TM.. IS/KIS interlocked socket-outlets and sectionable fuse carrier



- Compliant with EN 60309 -1, -2 and 4
- Enclosures in insulating self-extinguishing thermoplastic material, RAL 7012 grey
- Mechanical resistance to impacts: 20 J (IK 10 as EN 50102)
- Socket-outlets with bayonet fastening cover
- Factory installed internal wiring
- Cable entry with drilling template
- "Zeta" switch with $I_{n1} = 32A$ rating for 16A and 32A socket-outlets
- Mechanical interlock that prevents: the switch from being turned on without the plug inserted and the plug from being removed while the switch is on
- Knob lockable in positions 0 and 1
- Compartment with sectionable fuse carrier (fuses not supplied) and inspection panel openable only when the switch is off
- With Italian Quality Mark

Rated current socket part	Maximum operating current	Fuse carrier CH type
16A	16A	10 x 38
32A	32A	10 x 38

16A
IP66/IP67 degree of protection



32A
IP66/IP67 degree of protection



Poles	Frequency Hz	Voltage V	Earthing contact position h
2P+⊕	50 and 60	100 - 130	4
	50 and 60	200 - 250	6
	50 and 60	380 - 415	9
	50 and 60	480 - 500	7
	50 and 60	ins. transformer	12
	> 300 - 500	> 50	2
	> 300 - 500	> 50 - 250	3
3P+⊕	50 and 60	100 - 130	4
	50 and 60	200 - 250	9
	50 and 60	380 - 415	6
	60	440 - 460	11
	50 and 60	480 - 500	7
	50	380	3
	60	440	3
3P+N+⊕	50 and 60	57/100 - 75/130	4
	50 and 60	120/208 - 144/250	9
	50 and 60	200/346 - 240/415	6
	50 and 60	277/480 - 288/500	7
	60	250/440 - 265/460	11
	50	220/380	3
	60	250/440	3

Part No.	Colour
TM 1643 IS ⊕	Yellow
TM 1663 IS ⊕	Blue
TM 1693 IS ⊕	Red
TM 1673 IS ⊕	Black
TM 16123 IS ⊕	A.V.
TM 1623 IS ⊕	Green
TM 1633 IS ⊕	A.V.
TM 1644 IS ⊕	Yellow
TM 1694 IS ⊕	Blue
TM 1664 IS ⊕	Red
TM 16114 IS ⊕	Black
TM 1674 IS ⊕	Black
TM 1634 IS ⊕	Black
TM 1634 IS ⊕	Black
TM 16104 IS ⊕	Green
TM 1624 IS ⊕	Green
TM 1645 IS ⊕	Yellow
TM 1695 IS ⊕	Blue
TM 1665 IS ⊕	Red
TM 1675 IS ⊕	Black
TM 16115 IS ⊕	Black
TM 1635 IS ⊕	Black
TM 1635 IS ⊕	Black
TM 1625 IS ⊕	Green

Part No.	Colour
TM 3243KIS ⊕	Yellow
TM 3263KIS ⊕	Blue
TM 3293KIS ⊕	Red
TM 32123KIS ⊕	A.V.
TM 3223KIS ⊕ (up to 400V)	Green
TM 3233KIS ⊕	A.V.
TM 3244KIS ⊕	Yellow
TM 3294KIS ⊕	Blue
TM 3264KIS ⊕	Red
TM 3234KIS ⊕	Black
TM 32104KIS ⊕ (up to 400V)	Green
TM 3224KIS ⊕ (up to 400V)	Green
TM 3245KIS ⊕	Yellow
TM 3295KIS ⊕	Blue
TM 3265KIS ⊕	Red
TM 3235KIS ⊕	Black
TM 3225KIS ⊕ (up to 400V)	Green

Legend

A.V. = Colour according to voltage
*) Green may be used together with the colour of the operating range for frequencies above 60 Hz and up to a maximum of 500 Hz

Accessories for socket-outlet combinations

with 1 plate
TM 1145 TB (page 24)

with 2 plates
TM 1114 DB (page 26)

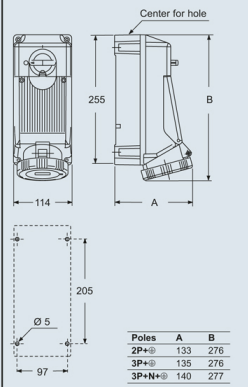
TM 1114 GB (page 27)

Accessories for assembly on control panels

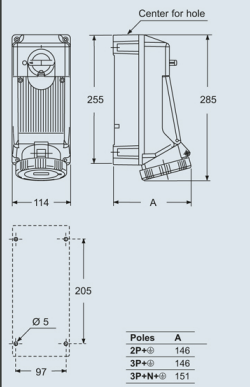
QP V - QG V

page 31

dimensions in mm



dimensions in mm



Dimensions indicated are not binding and may be changed without prior notice.