

Part number

# FC 1114 PF



Fixing plate, FC series, for FC 1114 DB and DB5 junction boxes

#### Product description

<b>Product type</b>	Fixing plate
<b>Series</b>	FC
<b>Specification</b>	For FC 1114 DB and DB5 junction boxes

#### Further technical details

<b>Operating temperature range (min, max)</b>	-40°C ... +125°C
---	------------------

#### Material properties

<b>Colour</b>	RAL 7035 grey
---------------	---------------

#### General ordering information

<b>EAN13 code</b>	8015747045155
-------------------	---------------

#### Packaging Information

<b>Sub-packaging description</b>	Plastic bag
<b>Sub-packaging quantity</b>	10 Pcs
<b>Sub-packaging EAN barcode</b>	8015747045162



Catalogue drawings

**FC.. complementary parts and accessories for groups**




- Compliant with international standard IEC 60670 (Italian standard CEI 23-48) and with Italian draft standard CEI 23-49
- In insulating, self-extinguishing, thermoplastic material, RAL 7035 grey
- Distribution boxes supplied with connections and screws, with possibility of assembling fixing plates
- Fixing plates in zinc-plated steel, with fixing screws
- © With Italian Quality Mark (CEI 23-48)

**Distribution boxes - IP44 and IP55**



**Mounting plates for boxes**



Description	Part No.	Part No.
-------------	----------	----------

- For FC 1141 TB and FC 1453 TB plates**  
 - IP55 degree of protection (EN 60529)  
**For FC 1453 TB plates**  
 - IP55 degree of protection (EN 60529)  
**For 2 FC 1141 TB plates**  
 - IP55 degree of protection (EN 60529)  
**For FC 1141 TB + FC 1453 TB plates**  
 - IP55 degree of protection (EN 60529)  
**For 2 FC 1453 TB plates**  
 - IP55 degree of protection (EN 60529)

- FC 1114 DB5 ©  
 FC 1414 DB5 ©  
 FC 2214 DB5 ©  
 FC 2514 DB5 ©  
 FC 2814 DB5 ©

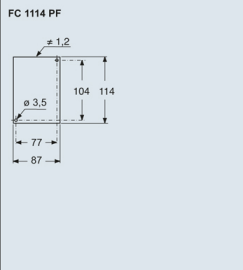
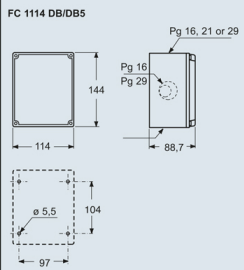
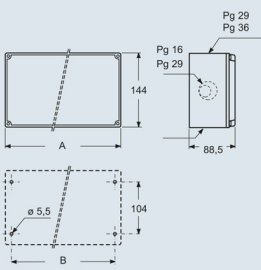
- FC 1114 PF  
 FC 1414 PF

**Mounting plates for distribution boxes**  
 - for FC 1114 DB and DB5 distribution boxes  
 - for FC 1414 DB and DB5 distribution boxes

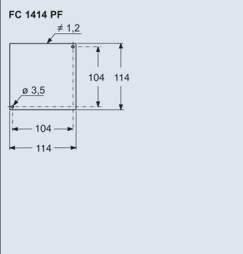
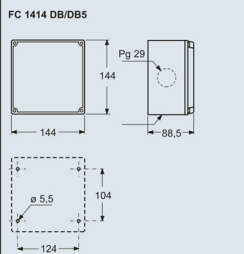
See page 15 for assembly configurations

Dimensions in mm

Dimensions in mm



Part No.	A	B
FC 2214 DB5	228	210
FC 2514 DB5	260	239
FC 2814 DB5	290	269



Dimensions indicated are not binding and may be changed without prior notice.