


Part number

# TM 3234KIS



Interlocked switched socket-outlet, TM series, 3 poles + PE, 3 h (red), 32 A, 380 ÷ 380 V, sectionable fuse carrier 10 x 38 mm, with base box

Product description	
<b>Product type</b>	Interlocked switched socket-outlet
<b>Series</b>	TM.. IS/KIS
<b>N. of poles</b>	3 poles + 
<b>Clock position</b>	3
<b>Specification</b>	Sectionable fuse carrier 10 x 38 mm With base box
Technical data	
<b>Current</b>	32 A
<b>Voltage</b>	380V (50Hz.) 440V (60Hz.)
<b>IP degree of protection</b>	IP66 / IP67
Further technical details	
<b>Operating temperature range (min, max)</b>	-25°C ... +40°C
<b>UL 94 flammability rating</b>	V-2
<b>IK rating (impact degree of protection)</b>	IK10

Material properties	
<b>Colour</b>	RAL 7012 grey, RAL 3000 red
Approvals / Standards	
<b>Reference standard</b>	EN 60309-1, -2 e -4
General ordering information	
<b>EAN13 code</b>	8015747162814



Catalogue drawings

TM.. IS/KIS interlocked socket-outlets and sectionable fuse carrier



- Compliant with EN 60309 -1, -2 and 4
- Enclosures in insulating self-extinguishing thermoplastic material, RAL 7012 grey
- Mechanical resistance to impacts: 20 J (IK 10 as EN 50102)
- Socket-outlets with bayonet fastening cover
- Factory installed internal wiring
- Cable entry with drilling template
- "Zeta" switch with I<sub>pn</sub>= 32A rating for 16A and 32A socket-outlets
- Mechanical interlock that prevents: the switch from being turned on without the plug inserted and the plug from being removed while the switch is on
- Knob lockable in positions 0 and 1
- Compartment with sectionable fuse carrier (fuses not supplied) and inspection panel openable only when the switch is off
- With Italian Quality Mark

Rated current socket part	Maximum operating current	Fuse carrier CH type
16A	16A	10 x 38
32A	32A	10 x 38

16A  
IP66/IP67 degree of protection



32A  
IP66/IP67 degree of protection



Poles	Frequency Hz	Voltage V	Earthing contact position h
2P+Ⓢ	50 and 60	100 - 130	4
	50 and 60	200 - 250	6
	50 and 60	380 - 415	9
	50 and 60	480 - 500	7
	50 and 60	ins. transformer	12
	> 300 - 500	> 50	2
	> 300 - 500	> 50 - 250	3
3P+Ⓢ	50 and 60	100 - 130	4
	50 and 60	200 - 250	9
	50 and 60	380 - 415	6
	60	440 - 460	11
	50 and 60	480 - 500	7
	50	380	3
	60	440	3
	100 - 300	> 50	10
	> 300 - 500	> 50	2
	3P+N+Ⓢ	50 and 60	57/100 - 75/130
50 and 60		120/208 - 144/250	9
50 and 60		200/346 - 240/415	6
50 and 60		277/480 - 288/500	7
60		250/440 - 265/460	11
50		220/380	3
60		250/440	3
> 300 - 500		> 50	2

Part No.	Colour
TM 1643 IS Ⓢ	Yellow
TM 1663 IS Ⓢ	Blue
TM 1693 IS Ⓢ	Red
TM 1673 IS Ⓢ	Black
TM 16123 IS Ⓢ	A.V.
TM 1623 IS Ⓢ	+
TM 1633 IS Ⓢ	A.V.
TM 1644 IS Ⓢ	Yellow
TM 1694 IS Ⓢ	Blue
TM 1664 IS Ⓢ	Red
TM 16114 IS Ⓢ	Black
TM 1674 IS Ⓢ	A.V.
TM 1634 IS Ⓢ	+
TM 1634 IS Ⓢ	A.V.
TM 1634 IS Ⓢ	+
TM 16104 IS Ⓢ	+
TM 1624 IS Ⓢ	+
TM 1645 IS Ⓢ	Yellow
TM 1695 IS Ⓢ	Blue
TM 1665 IS Ⓢ	Red
TM 1675 IS Ⓢ	Black
TM 16115 IS Ⓢ	A.V.
TM 1635 IS Ⓢ	+
TM 1635 IS Ⓢ	A.V.
TM 1625 IS Ⓢ	+

Part No.	Colour
TM 3243KIS Ⓢ	Yellow
TM 3263KIS Ⓢ	Blue
TM 3293KIS Ⓢ	Red
TM 32123KIS Ⓢ	A.V.
TM 3223KIS Ⓢ (up to 400V)	+
TM 3233KIS Ⓢ	A.V.
TM 3244KIS Ⓢ	Yellow
TM 3294KIS Ⓢ	Blue
TM 3264KIS Ⓢ	Red
TM 3234KIS Ⓢ	Black
TM 32104KIS Ⓢ (up to 400V)	+
TM 3224KIS Ⓢ (up to 400V)	+
TM 3245KIS Ⓢ	Yellow
TM 3295KIS Ⓢ	Blue
TM 3265KIS Ⓢ	Red
TM 3235KIS Ⓢ	Black
TM 3225KIS Ⓢ (up to 400V)	+

Legend

A.V. = Colour according to voltage  
 \*) Green may be used together with the colour of the operating range for frequencies above 60 Hz and up to a maximum of 500 Hz

**Accessories for socket-outlet combinations**

with 1 plate: TM 1145 TB (page 24), TM 1114 DB (page 26)

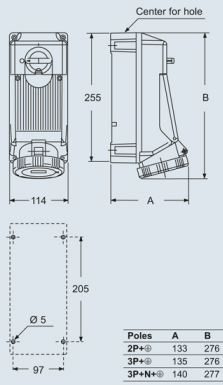
with 2 plates: TM 1114 GB (page 27)

**Accessories for assembly on control panels**

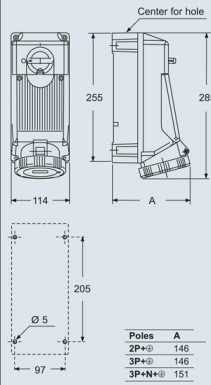
QP V - QG V

page 31

dimensions in mm



dimensions in mm



Dimensions indicated are not binding and may be changed without prior notice.