


Part number

CXM 4/0 RY



Male insert, CX RY series, screw terminal connection, 4 poles + PE, 80 A 830 V 8 kV 3, size "77.27", for applications up to 180°C

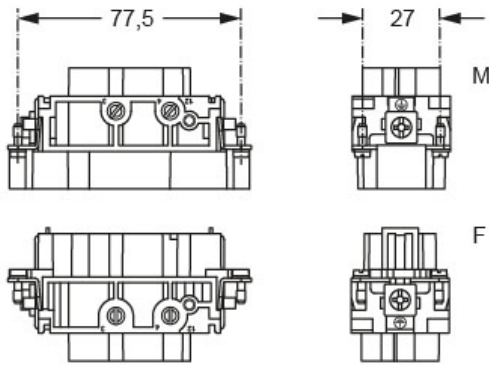
Product description		Material properties	
Product type	Insert	Main material	Polyphenylene sulfide (PPS)
Series	CX RY	Other materials	Contacts: copper alloy
Connection type	Screw terminal connection		Compliant with exemption 6(c): copper alloy containing up to 4% lead by weight
Gender	Male	RoHs conformity	
N. of poles	4 poles + 	China RoHs - EFUP	50
Size	Size 77.27	REACH SVHC substances	Yes Lead
Specification	For applications up to 180°C	SCIP number	1a9c93ff-0445-4a16-81e3-1609ac5274d6
Technical data		Approvals / Standards	
Current	80 A	Reference standard	EN 61984:2009-06
Voltage	830 V	Certifications	CSA, CQC, DNV, BV, EAC
Rated impulse withstand voltage	8 kV	UL	ECBT2
Pollution degree	3	cUL	ECBT8
Rated voltage according to UL/CSA	600 V	General ordering information	
Wire cross-section	4,00 mm ² - 16,00 mm ²	EAN13 code	8015747153218
AWG size	12 - 6	eCl@ss 8.1	27440205
Contact type	Turned silver plated	ETIM 7.0	EC000438
IP degree of protection	IP20 without enclosure, IP65 with enclosure	Packaging Information	
Further technical details		Packaging length	245,00 mm
Characteristics according to EN 61984	80A 830V 8kV 3	Packaging height	165,00 mm
Mating cycles	≥ 500	Packaging width	215,00 mm
Insulation resistance	≥ 10 GΩ	Packaging weight	4,00 kg
Contact resistance	≤ 0,3 mΩ	Packaging volume	8,69 dm ³
Weight	121,33 g	Packaging description	Carton box
Operating temperature range (min, max)	-40°C ... +180°C	Packaging quantity	30 Pcs
UL 94 flammability rating	V-0	Packaging EAN code	8015747153362
		Sub-packaging length	87,00 mm
		Sub-packaging height	36,00 mm
		Sub-packaging width	180,00 mm
		Sub-packaging weight	0,67 kg
		Sub-packaging volume	0,56 dm ³
		Sub-packaging description	Carton tray
		Sub-packaging quantity	5 Pcs
		Sub-packaging EAN barcode	8015747153379

Part number

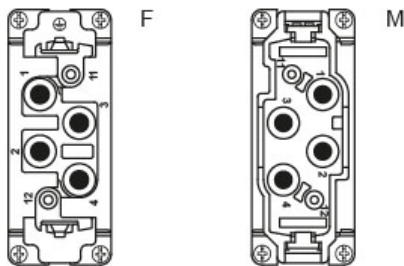
CXM 4/0 RY



Catalogue drawings



contacts side (front view)



Derating curves

CX RY 4/0 poles connector inserts
Maximum current load derating diagram

