

Part number

FM 2510 MI



Insulated terminal block, FM series, 3 poles 25 mm² + 10 poles 10 mm²

Product description		Material properties	
Product type	Insulated terminal block	Colour	RAL 7035 grey
Series	FM	General ordering information	
Specification	3 poles 25 mm ² + 10 poles 10 mm ²	EAN13 code	8015747047449
Further technical details		Packaging Information	
Weight	126,00 g	Sub-packaging weight	0,13 kg
Operating temperature range (min, max)	-40°C ... +125°C	Sub-packaging description	Plastic packaging
		Sub-packaging quantity	1 Pcs
		Sub-packaging EAN barcode	8015747047456



Catalogue drawings

FM complementary parts and accessories



Box system carrying handle
Climbing irons for box fixing



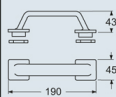
DIN-rail EN 60715 - Insulated terminal block
Collar - Screws kit - Adhesive label



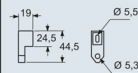
Description	Part No.	Part No.
Box system carrying handle - For 3236, 2451, 3251, 3221 and 4272 boards	FM 32 MT	
Climbing irons for external wall mounting - For 3236, 2451, 3251, 3221 and 4272 boards	BC SFT	
Sized DIN-rail EN 60715 (35 mm) With back plates for the positioning at different depths and fixing screws - For 2451 boards - For 3236, 3251, 3221 boards - For 4272 boards		FM GD 18 FM GD 25 FM GD 35
Insulated terminal block, 3 P 25 mm² + 10 P 10 mm² - For neutral and/or ground, compliant with EN 60998-2-1, stackable (up to 2 units)		FM 2510 MI
collar - for format 1043 box system		FM 1043 CO
screws kit - for mounting sockets PQ-PI-PQF-PIF series		FM 416
adhesive label - for the identification of the mounted modular devices		FM 18 ET

Dimensions in mm

FM 32 MT

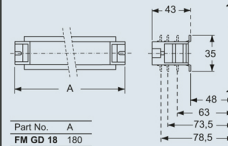


BC SFT

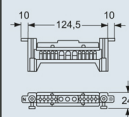


Dimensions in mm

FM GDxx



FM 2510 MI



Dimensions indicated are not binding and may be changed without prior notice.