


品番

TM GD10



製品説明	
製品タイプ	3GD
シリーズ	3TA
仕様	3D4
技術詳細	
重さ	40,00 g



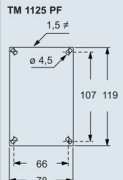
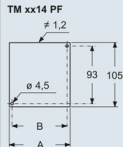
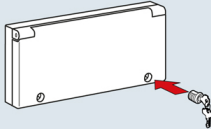
ジェネラルオーダリングインフォメーション	
EAN13 コード	8015747092876
パッケージ情報	
サブパッケージ 重量	0,04 kg
サブパッケージ 詳細	プラスチック袋
サブパッケージ 数量	1個
サブパッケージ EAN バーコード	8015747092883

品番

TM GD10



カタログ図面

TM complementary parts and accessories for groups																			
<ul style="list-style-type: none"> ● Assembly plate in zinc-plated steel with earth connections and fixing screws on the bottom of the boxes ● Closing plates including half modules (6 3/4" x 2 1/4" of module) ● DIN-rail EN 60715 TH 35-7.5, in zinc-plated steel, sized, with fixing screws ● BC CHT <ul style="list-style-type: none"> - Safety padlock that prevents access to the door closing screws - Supplied with two sets of keys 	<p>Assembly plate fixing plates</p> 	<p>DIN-rail EN 60715 closing plates and safety padlock with key</p> 																	
Description	Part No.	Part No.																	
<p>Assembly plate For double or triple boxes</p>	<p>TM 1125 PF</p>																		
<p>Fixing plates For TM 1114 DB junction boxes For TM 1414 DB junction boxes For TM 2314 DB junction boxes For TM 2614 DB junction box For TM 2914 DB junction box</p>	<p>TM 1114 PF TM 1414 PF TM 2314 PF TM 2614 PF TM 2914 PF</p>																		
<p>DIN-rail EN 60715 TH 35-7.5 For TM 1114 DB junction boxes For TM 1414 DB junction boxes For TM 2314 DB junction boxes For TM 2614 DB junction boxes For TM 2914 DB junction boxes</p>		<p>TM GD8 TM GD10 TM GD18 TM GD21 TM GD24</p>																	
<p>Closing plates For unused modular openings</p>		<p>BC FR 62</p>																	
<p>Safety padlock For the doors of TM 2318 R2 and TM 3418 R3 covers</p>	<p>BC CHT</p>																		
<p>dimensions in mm</p> <p>TM 1125 PF</p>  <p>TM xx14 PF</p>  <table border="1" style="margin-left: auto; margin-right: auto;"> <thead> <tr> <th>Part No.</th> <th>A</th> <th>B</th> </tr> </thead> <tbody> <tr> <td>TM 1114 PF</td> <td>70</td> <td>58</td> </tr> <tr> <td>TM 1414 PF</td> <td>100</td> <td>88</td> </tr> <tr> <td>TM 2314 PF</td> <td>180</td> <td>168</td> </tr> <tr> <td>TM 2614 PF</td> <td>210</td> <td>198</td> </tr> <tr> <td>TM 2914 PF</td> <td>240</td> <td>228</td> </tr> </tbody> </table> <p>Dimensions indicated are not binding and may be changed without prior notice.</p>	Part No.	A	B	TM 1114 PF	70	58	TM 1414 PF	100	88	TM 2314 PF	180	168	TM 2614 PF	210	198	TM 2914 PF	240	228	<p>dimensions in mm</p> <p>BC CHT</p> 
Part No.	A	B																	
TM 1114 PF	70	58																	
TM 1414 PF	100	88																	
TM 2314 PF	180	168																	
TM 2614 PF	210	198																	
TM 2914 PF	240	228																	

メモ

mmで示されている寸法は拘束力がなく、予告なく変更される場合があります。