

Codice articolo

# FM 1043 CO





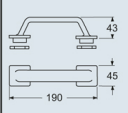
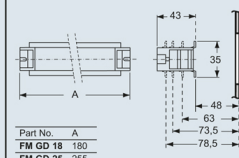
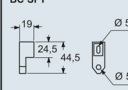
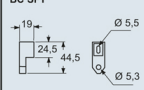
Gruppo collare per quadri formato 1043, serie FM

Descrizione prodotto	
<b>Tipo prodotto</b>	Gruppo collare per quadri formato 1043
<b>Serie</b>	FM
Ulteriori dettagli tecnici	
<b>Peso</b>	1,00 g

Proprietà dei materiali	
<b>Colore</b>	Grigio RAL 7035
Informazioni commerciali	
<b>Codice EAN13</b>	8015747047043
Caratteristiche imballaggio	
<b>Descrizione imballo</b>	Scatola cartone
<b>Quantità imballo</b>	10 pz
<b>Codice EAN13 imballo</b>	8015747047050
<b>Descrizione sottoimballo</b>	Sacchetto
<b>Quantità sottoimballo</b>	1 pz
<b>Codice EAN13 sottoimballo</b>	8015747047067



Disegni da catalogo

FM complementary parts and accessories										
	<p><b>Box system carrying handle</b> Climbing irons for box fixing</p> 	<p><b>DIN-rail EN 60715 - Insulated terminal block</b> Collar - Screws kit - Adhesive label</p> 								
Description	Part No.	Part No.								
<b>Box system carrying handle</b> - For 3236, 2451, 3251, 3221 and 4272 boards	<b>FM 32 MT</b>									
<b>Climbing irons for external wall mounting</b> - For 3236, 2451, 3251, 3221 and 4272 boards	<b>BC SFT</b>									
<b>Sized DIN-rail EN 60715 (35 mm)</b> With back plates for the positioning at different depths and fixing screws - For 2451 boards - For 3236, 3251, 3221 boards - For 4272 boards		<b>FM GD 18</b> <b>FM GD 25</b> <b>FM GD 35</b>								
<b>Insulated terminal block, 3 P 25 mm<sup>2</sup> + 10 P 10 mm<sup>2</sup></b> - For neutral and/or ground, compliant with EN 60998-2-1, stackable (up to 2 units)		<b>FM 2510 MI</b>								
<b>collar</b> - for format 1043 box system		<b>FM 1043 CO</b>								
<b>screws kit</b> - for mounting sockets PQ-PI-PQF-PIF series		<b>FM 416</b>								
<b>adhesive label</b> - for the identification of the mounted modular devices		<b>FM 18 ET</b>								
Dimensions in mm	Dimensions in mm	Dimensions in mm								
<p><b>FM 32 MT</b></p> 	<p><b>FM GDxx</b></p>  <table border="1" style="margin-top: 10px;"> <tr><td>Part No.</td><td>A</td></tr> <tr><td><b>FM GD 18</b></td><td>180</td></tr> <tr><td><b>FM GD 25</b></td><td>235</td></tr> <tr><td><b>FM GD 35</b></td><td>355</td></tr> </table>	Part No.	A	<b>FM GD 18</b>	180	<b>FM GD 25</b>	235	<b>FM GD 35</b>	355	<p><b>FM 2510 MI</b></p> 
Part No.	A									
<b>FM GD 18</b>	180									
<b>FM GD 25</b>	235									
<b>FM GD 35</b>	355									
<p><b>BC SFT</b></p> 										
Dimensions indicated are not binding and may be changed without prior notice.										

## Note

Le misure indicate non sono impegnative e possono essere variate senza alcun preavviso.