


Part number

KI 3265 IB6



Interlocked switched socket-outlet, IB6 series,
3 poles + N + PE, 6 h (red), 32 A, 200/346 ÷
240/415 V, sectionable fuse carrier 10 x 38
mm

Product description

Product type	Interlocked switched socket-outlet
Series	KI...IB6
N. of poles	3 poles + N + 
Clock position	6
Size	114x228 fixing plates FC xx41 TB
Cable entry	M25
Specification	Sectionable fuse carrier 10 x 38 mm

Technical data

Current	32 A
Voltage	200/346 ÷ 240/415 V
IP degree of protection	IP66

Further technical details

Weight	1.375,00 g
Operating temperature range (min, max)	-25°C ... +40°C
IK rating (impact degree of protection)	IK10

Material properties

Colour	RAL 7035 grey, RAL 3000 red
RoHs conformity	Compliant with exemption 6(c): copper alloy containing up to 4% lead by weight
China RoHs - EFUP	50
REACH SVHC substances	Yes Lead
SCIP number	F6799547-ab84-42f2-938f-233ba663766d

Approvals / Standards

Reference standard	EN 60309-1, -2 e -4
---------------------------	---------------------

General ordering information

EAN13 code	8015747086356
-------------------	---------------

Packaging Information

Packaging length	560,00 mm
Packaging height	330,00 mm
Packaging width	270,00 mm
Packaging weight	11,00 kg
Packaging volume	49,90 dm ³
Packaging description	Carton box
Packaging quantity	8 Pcs
Packaging EAN code	8015747127622
Sub-packaging length	270,00 mm
Sub-packaging height	125,00 mm
Sub-packaging width	120,00 mm
Sub-packaging weight	1,38 kg
Sub-packaging volume	4,05 dm ³
Sub-packaging description	Carton box
Sub-packaging quantity	1 Pcs
Sub-packaging EAN barcode	8015747149105




Catalogue drawings


KI .. IB6 interlocked socket-outlets with fuse carrier ILME

- Compliant with EN 60309-1, 2 e 4
- Enclosures and inserts in insulating self-extinguishing thermoplastic material, RAL 7035 grey
- 16A and 32A types with spring lid
- Factory installed internal wiring
- Cable entry with threaded metric opening
- "ZF" series switch, with 32A rating
- Mechanical interlock that prevents:
 - the switch from being turned on without the plug inserted and the plug from being removed while the switch is on
- Lockable switch
- Compartment with sectionable fuse carrier, 10,3 x 38 mm, (fuses not supplied) and clear inspection panel openable: only when the switch is off.

16A
IP66 degree of protection



32A
IP66 degree of protection

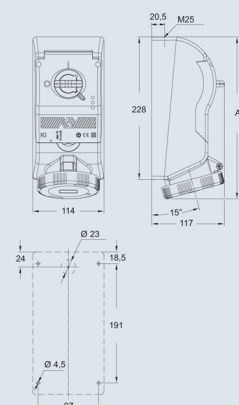


Legend
A.V. = Colour according to voltage
*) Green may be used together with the colour of the operating range for frequencies above 60 Hz and up to a maximum of 500 Hz.

Rated current	Fuse carrier type
16A	10 x 38

Poles	Frequency Hz	Voltage V	Earthing contact position n	Part No.	Colour	Part No.	Colour	
2P+Ⓢ	50 and 60	100 + 130	4	KI 1643 IB6	Yellow	KI 3243 IB6	Yellow	
	50 and 60	200 + 250	6	KI 1663 IB6	Blue	KI 3263 IB6	Blue	
	50 and 60	380 + 415	9	KI 1693 IB6	Red	KI 3293 IB6	Red	
	50 and 60	480 + 500	7	KI 1673 IB6	Black			
	50 and 60	ins. transformer	12	KI 16123 IB6	a.v.	KI 32123 IB6	a.v.	
	> 300 + 500	> 50	2	KI 1623 IB6	*) Green	KI 3223 IB6	*) Green	
	c.c.	> 50 + 250	3	KI 1633 IB6	a.v.	KI 3233 IB6	a.v.	
3P+Ⓢ	50 and 60	100 + 130	4	KI 1644 IB6	Yellow	KI 3244 IB6	Yellow	
	50 and 60	200 + 250	9	KI 1694 IB6	Blue	KI 3294 IB6	Blue	
	50 and 60	380 + 415	6	KI 1664 IB6	Red	KI 3264 IB6	Red	
	60	440 + 460	11	KI 16114 IB6	*) Green			
	50 and 60	480 + 500	7	KI 1674 IB6	Black			
	50	380	3	KI 1634 IB6	Red	KI 3234 IB6	Red	
	60	440	3	KI 1634 IB6	*) Green			
	100 + 300	> 50	10	KI 16104 IB6	*) Green	KI 32104 IB6	*) Green	
	> 300 + 500	> 50	2	KI 1624 IB6	*) Green	KI 3224 IB6	*) Green	
	3P+N+Ⓢ	50 and 60	57/100 + 75/130	4	KI 1645 IB6	Yellow	KI 3245 IB6	Yellow
		50 and 60	120/208 + 144/250	9	KI 1695 IB6	Blue	KI 3295 IB6	Blue
50 and 60		200/346 + 240/415	6	KI 1665 IB6	Red	KI 3265 IB6	Red	
50 and 60		277/480 + 288/500	7	KI 1675 IB6	Black			
60		250/440 + 265/460	11	KI 16115 IB6	*) Green			
50		220/380	3	KI 1635 IB6	Red	KI 3235 IB6	Red	
60		250/440	3	KI 1635 IB6	*) Green			
> 300 + 500		> 50	2	KI 1625 IB6	*) Green	KI 3225 IB6	*) Green	

Dimensions in mm



poles	A
16A 2P+Ⓢ	252
16A 3P+Ⓢ	252
16A 3P+N+Ⓢ	252
32A 2P+Ⓢ	260
32A 3P+Ⓢ	260
32A 3P+N+Ⓢ	260

Dimensions indicated are not binding and may be changed without prior notice.

Notes