


Part number

# KI 3264 IB6



Interlocked switched socket-outlet, IB6 series,  
3 poles + PE, 6 h (red), 32 A, 380 ÷ 415 V,  
sectionable fuse carrier 10 x 38 mm

Product description		Material properties	
<b>Product type</b>	Interlocked switched socket-outlet	<b>Colour</b>	RAL 7035 grey, RAL 3000 red
<b>Series</b>	KI...IB6		Compliant with exemption 6(c): copper alloy containing up to 4% lead by weight
<b>N. of poles</b>	3 poles + 	<b>RoHs conformity</b>	6(c): copper alloy containing up to 4% lead by weight
<b>Clock position</b>	6	<b>China RoHs - EFUP</b>	50
<b>Size</b>	114x228 fixing plates FC xx41 TB	<b>REACH SVHC substances</b>	Yes
<b>Cable entry</b>	M25		Lead
<b>Specification</b>	Sectionable fuse carrier 10 x 38 mm	<b>SCIP number</b>	F6799547-ab84-42f2-938f-233ba663766d
Technical data		Approvals / Standards	
<b>Current</b>	32 A	<b>Reference standard</b>	EN 60309-1, -2 e -4
<b>Voltage</b>	380 ÷ 415 V	General ordering information	
<b>IP degree of protection</b>	IP66	<b>EAN13 code</b>	8015747085106
Further technical details		Packaging Information	
<b>Weight</b>	1.230,00 g	<b>Packaging length</b>	560,00 mm
<b>Operating temperature range (min, max)</b>	-25°C ... +40°C	<b>Packaging height</b>	330,00 mm
<b>IK rating (impact degree of protection)</b>	IK10	<b>Packaging width</b>	270,00 mm
		<b>Packaging weight</b>	9,84 kg
		<b>Packaging volume</b>	49,90 dm <sup>3</sup>
		<b>Packaging description</b>	Carton box
		<b>Packaging quantity</b>	8 Pcs
		<b>Packaging EAN code</b>	8015747149129
		<b>Sub-packaging length</b>	270,00 mm
		<b>Sub-packaging height</b>	125,00 mm
		<b>Sub-packaging width</b>	120,00 mm
		<b>Sub-packaging weight</b>	1,23 kg
		<b>Sub-packaging volume</b>	4,05 dm <sup>3</sup>
		<b>Sub-packaging description</b>	Carton box
		<b>Sub-packaging quantity</b>	1 Pcs
		<b>Sub-packaging EAN barcode</b>	8015747149143




Catalogue drawings


### KI .. IB6 interlocked socket-outlets with fuse carrier ILME

- Compliant with EN 60309-1, 2 e 4
- Enclosures and inserts in insulating self-extinguishing thermoplastic material, RAL 7035 grey
- 16A and 32A types with spring lid
- Factory installed internal wiring
- Cable entry with threaded metric opening
- "ZF" series switch, with 32A rating
- Mechanical interlock that prevents:
  - the switch from being turned on without the plug inserted and the plug from being removed while the switch is on
- Lockable switch
- Compartment with sectionable fuse carrier, 10,3 x 38 mm, (fuses not supplied) and clear inspection panel openable: only when the switch is off.

**16A**  
IP66 degree of protection



**32A**  
IP66 degree of protection

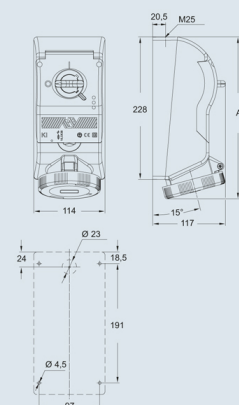


Poles	Frequency Hz	Voltage V	Earthing contact position n	Part No.	Colour	Part No.	Colour	
<b>2P+Ⓢ</b>	50 and 60	100 + 130	4	KI 1643 IB6	Yellow	KI 3243 IB6	Yellow	
	50 and 60	200 + 250	6	KI 1663 IB6	Blue	KI 3263 IB6	Blue	
	50 and 60	380 + 415	9	KI 1693 IB6	Red	KI 3293 IB6	Red	
	50 and 60	480 + 500	7	KI 1673 IB6	Black			
	50 and 60	ins. transformer	12	KI 16123 IB6	a.v.	KI 32123 IB6	a.v.	
	> 300 + 500	> 50	2	KI 1623 IB6	a.v.	KI 3223 IB6	a.v.	
	c.c.	> 50 + 250	3	KI 1633 IB6	a.v.	KI 3233 IB6	a.v.	
<b>3P+Ⓢ</b>	50 and 60	100 + 130	4	KI 1644 IB6	Yellow	KI 3244 IB6	Yellow	
	50 and 60	200 + 250	9	KI 1694 IB6	Blue	KI 3294 IB6	Blue	
	50 and 60	380 + 415	6	KI 1664 IB6	Red	KI 3264 IB6	Red	
	60	440 + 460	11	KI 16114 IB6	Black			
	50 and 60	480 + 500	7	KI 1674 IB6	Black			
	50	380	3	KI 1634 IB6	Red	KI 3234 IB6	Red	
	60	440	3	KI 1634 IB6	Red			
	100 + 300	> 50	10	KI 16104 IB6	a.v.	KI 32104 IB6	a.v.	
	> 300 + 500	> 50	2	KI 1624 IB6	a.v.	KI 3224 IB6	a.v.	
	<b>3P+N+Ⓢ</b>	50 and 60	57/100 + 75/130	4	KI 1645 IB6	Yellow	KI 3245 IB6	Yellow
		50 and 60	120/208 + 144/250	9	KI 1695 IB6	Blue	KI 3295 IB6	Blue
50 and 60		200/346 + 240/415	6	KI 1665 IB6	Red	KI 3265 IB6	Red	
50 and 60		277/480 + 288/500	7	KI 1675 IB6	Black			
60		250/440 + 265/460	11	KI 16115 IB6	Black			
50		220/380	3	KI 1635 IB6	Red	KI 3235 IB6	Red	
60		250/440	3	KI 1635 IB6	Red			
> 300 + 500		> 50	2	KI 1625 IB6	a.v.	KI 3225 IB6	a.v.	

**Legend**  
 A.V. = Colour according to voltage  
 \*) Green may be used together with the colour of the operating range for frequencies above 60 Hz and up to a maximum of 500 Hz.

Rated current	Fuse carrier type
<b>16A</b>	10 x 38

Dimensions in mm



poles	A
16A 2P+Ⓢ	252
16A 3P+Ⓢ	252
16A 3P+N+Ⓢ	252
32A 2P+Ⓢ	260
32A 3P+Ⓢ	260
32A 3P+N+Ⓢ	260

Dimensions indicated are not binding and may be changed without prior notice.

## Notes