

Part number

FM GD 25



Din-rail EN 60715, FM series, for 3236, 3251, 3221 boards



Product description	
Product type	Din-rail EN 60715
Series	FM
Specification	For FM 3236, 3251, 3221 boards
Further technical details	
Weight	80,00 g
Operating temperature range (min, max)	-40°C ... +125°C

Material properties	
Colour	RAL 7035 grey
General ordering information	
EAN13 code	8015747048156
Packaging Information	
Sub-packaging weight	0,80 kg
Sub-packaging description	Plastic bag
Sub-packaging quantity	10 Pcs
Sub-packaging EAN barcode	8015747099448

Part number FM GD 25



Catalogue drawings

FM complementary parts and accessories



Box system carrying handle
Climbing irons for box fixing



DIN-rail EN 60715 - Insulated terminal block
Collar - Screws kit - Adhesive label



Description

Part No.

Part No.

Box system carrying handle
- For 3236, 2451, 3251, 3221 and 4272 boards

FM 32 MT

Climbing irons for external wall mounting
- For 3236, 2451, 3251, 3221 and 4272 boards

BC SFT

Sized DIN-rail EN 60715 (35 mm)
With back plates for the positioning at different depths and fixing screws
- For 2451 boards
- For 3236, 3251, 3221 boards
- For 4272 boards

FM GD 18
FM GD 25
FM GD 35

Insulated terminal block, 3 P 25 mm² + 10 P 10 mm²
- For neutral and/or ground, compliant with EN 60998-2-1, stackable (up to 2 units)

FM 2510 MI

collar
- for format 1043 box system

FM 1043 CO

screws kit
- for mounting sockets PQ-PI-PQF-PIF series

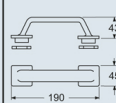
FM 416

adhesive label
- for the identification of the mounted modular devices

FM 18 ET

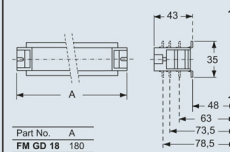
Dimensions in mm

FM 32 MT

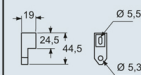


Dimensions in mm

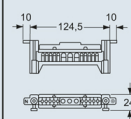
FM GDxx



BC SFT



FM 2510 MI



Dimensions indicated are not binding and may be changed without prior notice.