


Part number
TM GD24



Din-rail EN 60715, TM series, for TM 2914 DB junction boxes





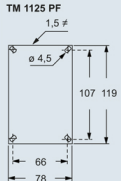
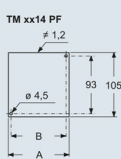
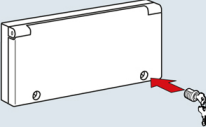
Product description	
Product type	Din-rail EN 60715
Series	TM
Specification	For TM 2914 DB junction boxes
Further technical details	
Weight	99,70 g
Operating temperature range (min, max)	-40°C ... +125°C

General ordering information	
EAN13 code	8015747101516
Packaging Information	
Sub-packaging weight	0,10 kg
Sub-packaging description	Plastic bag
Sub-packaging quantity	1 Pcs
Sub-packaging EAN barcode	8015747101547

Part number TM GD24



Catalogue drawings

TM complementary parts and accessories for groups																			
<ul style="list-style-type: none"> ● Assembly plate in zinc-plated steel with earth connections and fixing screws on the bottom of the boxes ● Closing plates including half modules ($6\frac{3}{4} \times 2\frac{1}{4}$ of module) ● DIN-rail EN 60715 TH 35-7.5, in zinc-plated steel, sized, with fixing screws ● BC CHT <ul style="list-style-type: none"> - Safety padlock that prevents access to the door closing screws - Supplied with two sets of keys 	Assembly plate fixing plates 	DIN-rail EN 60715 closing plates and safety padlock with key 																	
Description	Part No.	Part No.																	
Assembly plate For double or triple boxes	TM 1125 PF																		
Fixing plates For TM 1114 DB junction boxes For TM 1414 DB junction boxes For TM 2314 DB junction boxes For TM 2614 DB junction box For TM 2914 DB junction box	TM 1114 PF TM 1414 PF TM 2314 PF TM 2614 PF TM 2914 PF																		
DIN-rail EN 60715 TH 35-7.5 For TM 1114 DB junction boxes For TM 1414 DB junction boxes For TM 2314 DB junction boxes For TM 2614 DB junction boxes For TM 2914 DB junction boxes		TM GD8 TM GD10 TM GD18 TM GD21 TM GD24																	
Closing plates For unused modular openings		BC FR 62																	
Safety padlock For the doors of TM 2318 R2 and TM 3418 R3 covers	BC CHT																		
dimensions in mm TM 1125 PF  TM xx14 PF  <table border="1"> <thead> <tr> <th>Part No.</th> <th>A</th> <th>B</th> </tr> </thead> <tbody> <tr> <td>TM 1114 PF</td> <td>70</td> <td>58</td> </tr> <tr> <td>TM 1414 PF</td> <td>100</td> <td>88</td> </tr> <tr> <td>TM 2314 PF</td> <td>180</td> <td>168</td> </tr> <tr> <td>TM 2614 PF</td> <td>210</td> <td>198</td> </tr> <tr> <td>TM 2914 PF</td> <td>240</td> <td>228</td> </tr> </tbody> </table> Dimensions indicated are not binding and may be changed without prior notice.	Part No.	A	B	TM 1114 PF	70	58	TM 1414 PF	100	88	TM 2314 PF	180	168	TM 2614 PF	210	198	TM 2914 PF	240	228	dimensions in mm BC CHT 
Part No.	A	B																	
TM 1114 PF	70	58																	
TM 1414 PF	100	88																	
TM 2314 PF	180	168																	
TM 2614 PF	210	198																	
TM 2914 PF	240	228																	

Notes