


Part number  
**TM GD18**



Din-rail EN 60715, TM series, for TM 2314 DB junction boxes





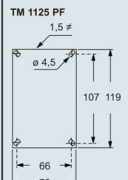
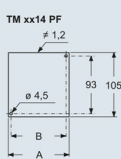
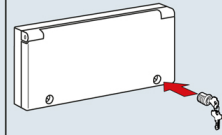
Product description	
Product type	Din-rail EN 60715
Series	TM
Specification	For TM 2314 DB junction boxes
Further technical details	
Weight	70,00 g
Operating temperature range (min, max)	-40°C ... +125°C

General ordering information	
EAN13 code	8015747101448
Packaging Information	
Sub-packaging weight	0,07 kg
Sub-packaging description	Plastic bag
Sub-packaging quantity	1 Pcs
Sub-packaging EAN barcode	8015747101523

# Part number TM GD18



## Catalogue drawings

TM complementary parts and accessories for groups																			
<ul style="list-style-type: none"> <li>● Assembly plate in zinc-plated steel with earth connections and fixing screws on the bottom of the boxes</li> <li>● Closing plates including half modules (6 3/4" x 2 1/4" of module)</li> <li>● DIN-rail EN 60715 TH 35-7.5, in zinc-plated steel, sized, with fixing screws</li> <li>● BC CHT               <ul style="list-style-type: none"> <li>- Safety padlock that prevents access to the door closing screws</li> <li>- Supplied with two sets of keys</li> </ul> </li> </ul>	<b>Assembly plate fixing plates</b>  	<b>DIN-rail EN 60715 closing plates and safety padlock with key</b>  																	
<b>Description</b>  <b>Assembly plate</b> For double or triple boxes  <b>Fixing plates</b> For TM 1114 DB junction boxes For TM 1414 DB junction boxes For TM 2314 DB junction boxes For TM 2614 DB junction box For TM 2914 DB junction box  <b>DIN-rail EN 60715 TH 35-7.5</b> For TM 1114 DB junction boxes For TM 1414 DB junction boxes For TM 2314 DB junction boxes For TM 2614 DB junction boxes For TM 2914 DB junction boxes  <b>Closing plates</b> For unused modular openings  <b>Safety padlock</b> For the doors of TM 2318 R2 and TM 3418 R3 covers	<b>Part No.</b>  <b>TM 1125 PF</b>           <b>BC CHT</b>	<b>Part No.</b>           <b>TM GD8</b> <b>TM GD10</b> <b>TM GD18</b> <b>TM GD21</b> <b>TM GD24</b>  <b>BC FR 62</b>																	
dimensions in mm  <b>TM 1125 PF</b>   <b>TM xx14 PF</b>   <table border="1"> <thead> <tr> <th>Part No.</th> <th>A</th> <th>B</th> </tr> </thead> <tbody> <tr> <td>TM 1114 PF</td> <td>70</td> <td>58</td> </tr> <tr> <td>TM 1414 PF</td> <td>100</td> <td>88</td> </tr> <tr> <td>TM 2314 PF</td> <td>180</td> <td>168</td> </tr> <tr> <td>TM 2614 PF</td> <td>210</td> <td>198</td> </tr> <tr> <td>TM 2914 PF</td> <td>240</td> <td>228</td> </tr> </tbody> </table>  Dimensions indicated are not binding and may be changed without prior notice.	Part No.	A	B	TM 1114 PF	70	58	TM 1414 PF	100	88	TM 2314 PF	180	168	TM 2614 PF	210	198	TM 2914 PF	240	228	dimensions in mm  <b>BC CHT</b>  
Part No.	A	B																	
TM 1114 PF	70	58																	
TM 1414 PF	100	88																	
TM 2314 PF	180	168																	
TM 2614 PF	210	198																	
TM 2914 PF	240	228																	

## Notes