


Part number

TM 3293KIS



Interlocked switched socket-outlet, TM series, 2 poles + PE, 9 h (red), 32 A, 380 ÷ 415 V, sectionable fuse carrier 10 x 38 mm, with base box

Product description		Material properties	
Product type	Interlocked switched socket-outlet	Colour	RAL 7012 grey, RAL 3000 red
Series	TM.. IS/KIS		Compliant with exemption 6(c): copper alloy containing up to 4% lead by weight
N. of poles	2 poles + 	RoHs conformity	6(c): copper alloy containing up to 4% lead by weight
Clock position	9	China RoHs - EFUP	50
Size	115 x 450 x 18 mm	REACH SVHC substances	Yes Lead
Specification	Sectionable fuse carrier 10 x 38 mm With base box	SCIP number	Ce861c8d-b979-403b-96d9-80aef6dc281d
Technical data		Approvals / Standards	
Current	32 A	Reference standard	EN 60309-1, -2 e -4
Voltage	380 ÷ 415 V	General ordering information	
IP degree of protection	IP66 / IP67	EAN13 code	8015747163323
Further technical details		Packaging Information	
Weight	1.635,00 g	Packaging weight	15,75 kg
Operating temperature range (min, max)	-25°C ... +40°C	Packaging volume	55,44 dm ³
UL 94 flammability rating	V-2	Packaging description	Carton box
IK rating (impact degree of protection)	IK10	Packaging quantity	9 Pcs
		Packaging EAN code	8015747202435
		Sub-packaging weight	1,75 kg
		Sub-packaging description	Plastic packaging
		Sub-packaging quantity	1 Pcs
		Sub-packaging EAN barcode	8015747202442



Catalogue drawings

TM.. IS/KIS interlocked socket-outlets and sectionable fuse carrier



- Compliant with EN 60309 -1, -2 and 4
- Enclosures in insulating self-extinguishing thermoplastic material, RAL 7012 grey
- Mechanical resistance to impacts: 20 J (IK 10 as EN 50102)
- Socket-outlets with bayonet fastening cover
- Factory installed internal wiring
- Cable entry with drilling template
- "Zeta" switch with I_{n1} = 32A rating for 16A and 32A socket-outlets
- Mechanical interlock that prevents: the switch from being turned on without the plug inserted and the plug from being removed while the switch is on
- Knob lockable in positions 0 and 1
- Compartment with sectionable fuse carrier (fuses not supplied) and inspection panel openable only when the switch is off
- With Italian Quality Mark

Rated current socket part	Maximum operating current	Fuse carrier CH type
16A	16A	10 x 38
32A	32A	10 x 38

16A
IP66/IP67 degree of protection



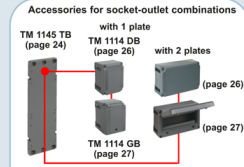
32A
IP66/IP67 degree of protection



Poles	Frequency Hz	Voltage V	Earthing contact position h	Part No.	Colour	Part No.	Colour
2P+Ⓢ	50 and 60	100 - 130	4	TM 1643 IS Ⓢ	Yellow	TM 3243KIS Ⓢ	Yellow
		200 - 250	6	TM 1663 IS Ⓢ	Blue	TM 3263KIS Ⓢ	Blue
	50 and 60	380 - 415	9	TM 1693 IS Ⓢ	Red	TM 3293KIS Ⓢ	Red
		480 - 500	7	TM 1673 IS Ⓢ	Black	TM 3273KIS Ⓢ	Black
	50 and 60	ins. transformer	12	TM 16123 IS Ⓢ	A.V. Ⓢ	TM 32123KIS Ⓢ	A.V. Ⓢ
			2	TM 1623 IS Ⓢ	Green	TM 3223KIS Ⓢ (up to 400V)	Green
	> 300 - 500	> 50	3	TM 1633 IS Ⓢ	A.V. Ⓢ	TM 3233KIS Ⓢ	A.V. Ⓢ
d.c.	> 50 - 250	3	TM 1633 IS Ⓢ	A.V. Ⓢ	TM 3233KIS Ⓢ	A.V. Ⓢ	
3P+Ⓢ	50 and 60	100 - 130	4	TM 1644 IS Ⓢ	Yellow	TM 3244KIS Ⓢ	Yellow
		200 - 250	9	TM 1694 IS Ⓢ	Red	TM 3294KIS Ⓢ	Red
	50 and 60	380 - 415	6	TM 1664 IS Ⓢ	Blue	TM 3264KIS Ⓢ	Blue
		440 - 460	11	TM 16114 IS Ⓢ	Black	TM 32114KIS Ⓢ	Black
	50 and 60	480 - 500	7	TM 1674 IS Ⓢ	Black	TM 3274KIS Ⓢ	Black
			3	TM 1634 IS Ⓢ	Green	TM 3234KIS Ⓢ	Green
	50	380	3	TM 1634 IS Ⓢ	Green	TM 3234KIS Ⓢ	Green
			3	TM 1634 IS Ⓢ	Green	TM 3234KIS Ⓢ	Green
	100 - 300	> 50	10	TM 16104 IS Ⓢ	A.V. Ⓢ	TM 32104KIS Ⓢ (up to 400V)	A.V. Ⓢ
			2	TM 1624 IS Ⓢ	A.V. Ⓢ	TM 3224KIS Ⓢ (up to 400V)	A.V. Ⓢ
> 300 - 500	> 50	2	TM 1624 IS Ⓢ	A.V. Ⓢ	TM 3224KIS Ⓢ (up to 400V)	A.V. Ⓢ	
3P+N+Ⓢ	50 and 60	57/100 - 75/130	4	TM 1645 IS Ⓢ	Yellow	TM 3245KIS Ⓢ	Yellow
		120/208 - 144/250	9	TM 1695 IS Ⓢ	Red	TM 3295KIS Ⓢ	Red
	50 and 60	200/346 - 240/415	6	TM 1665 IS Ⓢ	Blue	TM 3265KIS Ⓢ	Blue
			7	TM 1675 IS Ⓢ	Black	TM 3275KIS Ⓢ	Black
	50 and 60	277/480 - 288/500	11	TM 16115 IS Ⓢ	Black	TM 32115KIS Ⓢ	Black
			3	TM 1635 IS Ⓢ	Green	TM 3235KIS Ⓢ	Green
	50	220/380	3	TM 1635 IS Ⓢ	Green	TM 3235KIS Ⓢ	Green
3			TM 1635 IS Ⓢ	Green	TM 3235KIS Ⓢ	Green	
> 300 - 500	> 50	2	TM 1625 IS Ⓢ	A.V. Ⓢ	TM 3225KIS Ⓢ (up to 400V)	A.V. Ⓢ	

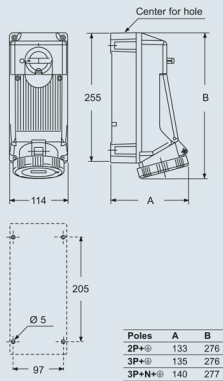
Legend

A.V. = Colour according to voltage
*) Green may be used together with the colour of the operating range for frequencies above 60 Hz and up to a maximum of 500 Hz

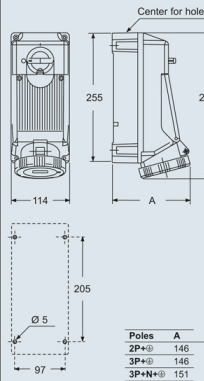


Dimensions indicated are not binding and may be changed without prior notice.

dimensions in mm



dimensions in mm



Notes