

Part number

# FM GD 35



Din-rail EN 60715, FM series, for 4272 boards



#### Product description

<b>Product type</b>	Din-rail EN 60715
<b>Series</b>	FM
<b>Specification</b>	For FM 4272 boards

#### Further technical details

<b>Operating temperature range (min, max)</b>	-40°C ... +125°C
---	------------------

#### Material properties

<b>Colour</b>	RAL 7035 grey
---------------	---------------

#### General ordering information

<b>EAN13 code</b>	8015747048187
-------------------	---------------



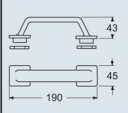

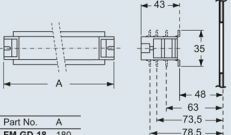
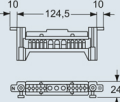
#### Packaging Information

<b>Sub-packaging description</b>	Plastic bag
<b>Sub-packaging quantity</b>	5 Pcs
<b>Sub-packaging EAN barcode</b>	8015747099455

# Part number FM GD 35



## Catalogue drawings

FM complementary parts and accessories										
<p><b>Box system carrying handle</b> Climbing irons for box fixing</p> 	<p><b>DIN-rail EN 60715 - Insulated terminal block</b> Collar - Screws kit - Adhesive label</p> 									
<p><b>Description</b></p> <p><b>Box system carrying handle</b> - For 3236, 2451, 3251, 3221 and 4272 boards</p> <p><b>Climbing irons for external wall mounting</b> - For 3236, 2451, 3251, 3221 and 4272 boards</p> <p><b>Sized DIN-rail EN 60715 (35 mm)</b> With back plates for the positioning at different depths and fixing screws - For 2451 boards - For 3236, 3251, 3221 boards - For 4272 boards</p> <p><b>Insulated terminal block, 3 P 25 mm<sup>2</sup> + 10 P 10 mm<sup>2</sup></b> - For neutral and/or ground, compliant with EN 60998-2-1, stackable (up to 2 units)</p> <p><b>collar</b> - for format 1043 box system</p> <p><b>screws kit</b> - for mounting sockets PQ-PI-PQF-PIF series</p> <p><b>adhesive label</b> - for the identification of the mounted modular devices</p>	<p><b>Part No.</b></p> <p><b>FM 32 MT</b></p> <p><b>BC SFT</b></p> <p><b>FM GD 18</b> <b>FM GD 25</b> <b>FM GD 35</b></p> <p><b>FM 2510 MI</b></p> <p><b>FM 1043 CO</b></p> <p><b>FM 416</b></p> <p><b>FM 18 ET</b></p>									
<p><b>Dimensions in mm</b></p> <p><b>FM 32 MT</b></p>  <p><b>BC SFT</b></p>  <p>Dimensions indicated are not binding and may be changed without prior notice.</p>	<p><b>Dimensions in mm</b></p> <p><b>FM GDxx</b></p>  <table border="1"> <tr><td>Part No.</td><td>A</td></tr> <tr><td>FM GD 18</td><td>180</td></tr> <tr><td>FM GD 25</td><td>235</td></tr> <tr><td>FM GD 35</td><td>355</td></tr> </table> <p><b>FM 2510 MI</b></p> 	Part No.	A	FM GD 18	180	FM GD 25	235	FM GD 35	355	
Part No.	A									
FM GD 18	180									
FM GD 25	235									
FM GD 35	355									

## Notes