

Part number

# CX 06P CF



Female modular insert, Mixo series, crimp connection, 6 poles, 1 module, 16 A 830 V 8 kV 3

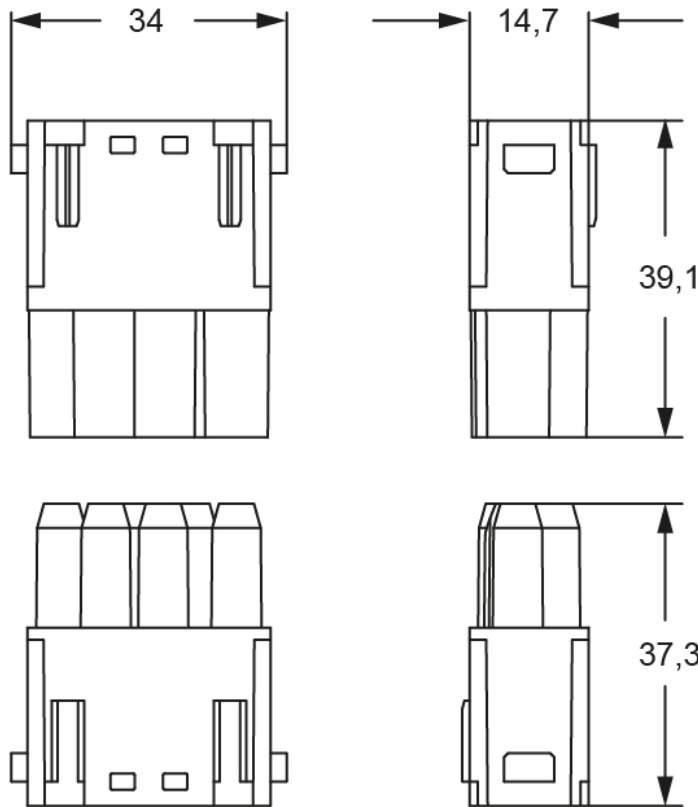
Product description		Material properties	
<b>Product type</b>	Modular insert	<b>Main material</b>	Polycarbonate
<b>Series</b>	Mixo	<b>Colour</b>	RAL 7032 grey
<b>Connection type</b>	Crimp connection	<b>RoHs conformity</b>	Compliant
<b>Gender</b>	Female	<b>China RoHs - EFUP</b>	E
<b>N. of poles</b>	6 poles	<b>REACH SVHC substances</b>	No
<b>Size</b>	1 module	Approvals / Standards	
<b>Specification</b>	Standard & HNM (High Number of Matings)	<b>Certifications</b>	DNV, BV, EAC
Technical data		<b>UL</b>	ECBT2
<b>Current</b>	16 A	<b>cUL</b>	ECBT8
<b>Voltage</b>	830 V	General ordering information	
<b>Rated impulse withstand voltage</b>	8 kV	<b>EAN13 code</b>	8015747252072
<b>Pollution degree</b>	3	<b>eCl@ss 8.1</b>	27440205
<b>Rated voltage according to UL/CSA</b>	600 V	<b>ETIM 7.0</b>	EC000438
<b>IP degree of protection</b>	IP20 without enclosure, IP65/IP66/IP68/IP69 with enclosure	Packaging Information	
Further technical details		<b>Packaging length</b>	180,00 mm
<b>Characteristics according to EN 61984</b>	16A 830V 8kV 3	<b>Packaging height</b>	120,00 mm
<b>Mating cycles</b>	≥ 500	<b>Packaging width</b>	155,00 mm
<b>Insulation resistance</b>	≥ 10 GΩ	<b>Packaging weight</b>	0,76 kg
<b>Contact resistance</b>	≤ 1 mΩ	<b>Packaging volume</b>	3,35 dm <sup>3</sup>
<b>Weight</b>	9,50 g	<b>Packaging description</b>	Carton box
<b>Operating temperature range (min, max)</b>	-40 °C ... +125 °C	<b>Packaging quantity</b>	60 Pcs
<b>UL 94 flammability rating</b>	V-0	<b>Packaging EAN code</b>	8015747252096
		<b>Sub-packaging length</b>	35,00 mm
		<b>Sub-packaging height</b>	40,00 mm
		<b>Sub-packaging width</b>	155,00 mm
		<b>Sub-packaging weight</b>	0,13 kg
		<b>Sub-packaging volume</b>	0,22 dm <sup>3</sup>
		<b>Sub-packaging description</b>	Carton tray
		<b>Sub-packaging quantity</b>	10 Pcs
		<b>Sub-packaging EAN barcode</b>	8015747252102

Part number

# CX 06P CF

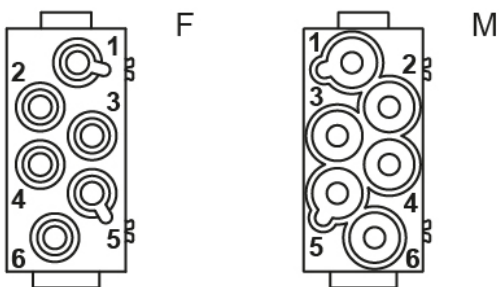


## Catalogue drawings



contacts side (front view)

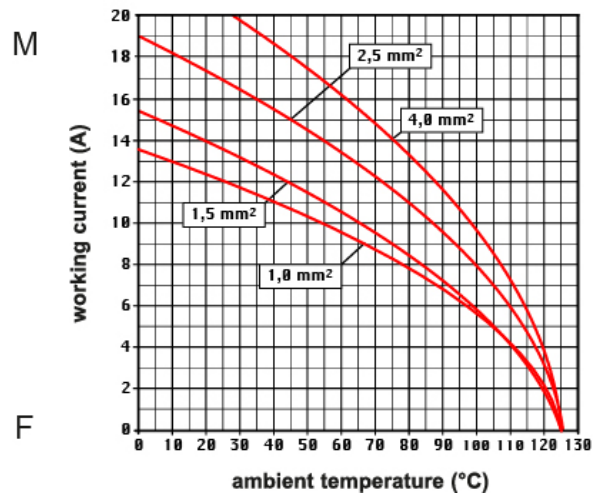
side with reference arrow ▲



- 1 frame slot

## Derating curves

CX..C 6 poles connector inserts  
Maximum current load derating diagram



## Notes