


Part number

TM 3264KIS



Interlocked switched socket-outlet, TM series, 3 poles + PE, 6 h (red), 32 A, 380 ÷ 415 V, sectionable fuse carrier 10 x 38 mm, with base box

Product description		Material properties	
Product type	Interlocked switched socket-outlet	Colour	RAL 7012 grey, RAL 3000 red
Series	TM.. IS/KIS		Compliant with exemption 6(c): copper alloy containing up to 4% lead by weight
N. of poles	3 poles + 	RoHs conformity	6(c): copper alloy containing up to 4% lead by weight
Clock position	6	China RoHs - EFUP	50
Size	115 x 450 x 18 mm	REACH SVHC substances	Yes Lead
Specification	Sectionable fuse carrier 10 x 38 mm With base box	SCIP number	Ce861c8d-b979-403b-96d9-80aef6dc281d
Technical data		Approvals / Standards	
Current	32 A	Reference standard	EN 60309-1, -2 e -4
Voltage	380 ÷ 415 V	General ordering information	
IP degree of protection	IP66 / IP67	EAN13 code	8015747126090
Further technical details		Packaging Information	
Weight	1.675,00 g	Packaging length	385,00 mm
Operating temperature range (min, max)	-25°C ... +40°C	Packaging height	320,00 mm
UL 94 flammability rating	V-2	Packaging width	485,00 mm
IK rating (impact degree of protection)	IK10	Packaging weight	15,78 kg
		Packaging volume	59,75 dm ³
		Packaging description	Carton box
		Packaging quantity	9 Pcs
		Packaging EAN code	8015747126922
		Sub-packaging weight	1,75 kg
		Sub-packaging description	Carton tray
		Sub-packaging quantity	1 Pcs
		Sub-packaging EAN barcode	8015747126939



Catalogue drawings

TM.. IS/KIS interlocked socket-outlets and sectionable fuse carrier



- Compliant with EN 60309 -1, -2 and 4
- Enclosures in insulating self-extinguishing thermoplastic material, RAL 7012 grey
- Mechanical resistance to impacts: 20 J (IK 10 as EN 50102)
- Socket-outlets with bayonet fastening cover
- Factory installed internal wiring
- Cable entry with drilling template
- "Zeta" switch with I_{BT}= 32A rating for 16A and 32A socket-outlets
- Mechanical interlock that prevents: the switch from being turned on without the plug inserted and the plug from being removed while the switch is on
- Knob lockable in positions 0 and 1
- Compartment with sectionable fuse carrier (fuses not supplied) and inspection panel openable only when the switch is off
- With Italian Quality Mark

Rated current socket part	Maximum operating current	Fuse carrier CH type
16A	16A	10 x 38
32A	32A	10 x 38

16A
IP66/IP67 degree of protection



32A
IP66/IP67 degree of protection



Poles	Frequency Hz	Voltage V	Earthing contact position h
2P+Ⓢ	50 and 60	100 - 130	4
	50 and 60	200 - 250	6
	50 and 60	380 - 415	9
	50 and 60	480 - 500	7
	50 and 60	ins. transformer	12
	> 300 - 500	> 50	2
	> 300 - 500	> 50 - 250	3
3P+Ⓢ	50 and 60	100 - 130	4
	50 and 60	200 - 250	9
	50 and 60	380 - 415	6
	60	440 - 460	11
	50 and 60	480 - 500	7
	50	380	3
	60	440	3
	100 - 300	> 50	10
	> 300 - 500	> 50	2
	3P+N+Ⓢ	50 and 60	57/100 - 75/130
50 and 60		120/208 - 144/250	9
50 and 60		200/346 - 240/415	6
50 and 60		277/480 - 288/500	7
60		250/440 - 265/460	11
50		220/380	3
60		250/440	3
> 300 - 500		> 50	2

Part No.	Colour	Part No.	Colour
TM 1643 IS Ⓢ	Yellow	TM 3243KIS Ⓢ	Yellow
TM 1663 IS Ⓢ	Blue	TM 3263KIS Ⓢ	Blue
TM 1693 IS Ⓢ	Red	TM 3293KIS Ⓢ	Red
TM 1673 IS Ⓢ	Black	TM 32123KIS Ⓢ	A.V.
TM 16123 IS Ⓢ	A.V.	TM 3223KIS Ⓢ (up to 400V)	+
TM 1623 IS Ⓢ	+	TM 3233KIS Ⓢ	A.V.
TM 1633 IS Ⓢ	A.V.		
TM 1644 IS Ⓢ	Yellow	TM 3244KIS Ⓢ	Yellow
TM 1694 IS Ⓢ	Blue	TM 3294KIS Ⓢ	Blue
TM 1664 IS Ⓢ	Red	TM 3264KIS Ⓢ	Red
TM 16114 IS Ⓢ	Black		
TM 1674 IS Ⓢ	Black	TM 3234KIS Ⓢ	Black
TM 1634 IS Ⓢ	Black	TM 32104KIS Ⓢ (up to 400V)	+
TM 1634 IS Ⓢ	Black	TM 3224KIS Ⓢ (up to 400V)	+
TM 16104 IS Ⓢ	+		
TM 1624 IS Ⓢ	+		
TM 1645 IS Ⓢ	Yellow	TM 3245KIS Ⓢ	Yellow
TM 1695 IS Ⓢ	Blue	TM 3295KIS Ⓢ	Blue
TM 1665 IS Ⓢ	Red	TM 3265KIS Ⓢ	Red
TM 1675 IS Ⓢ	Black		
TM 16115 IS Ⓢ	Black	TM 3235KIS Ⓢ	Black
TM 1635 IS Ⓢ	Black		
TM 1635 IS Ⓢ	Black	TM 3225KIS Ⓢ (up to 400V)	+
TM 1625 IS Ⓢ	+		

Legend

A.V. = Colour according to voltage
 *) Green may be used together with the colour of the operating range for frequencies above 60 Hz and up to a maximum of 500 Hz

Accessories for socket-outlet combinations

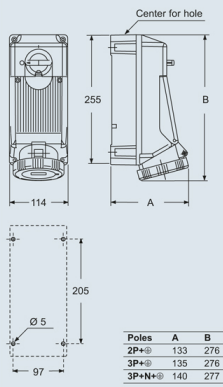
TM 1145 TB (page 24) with 1 plate
 TM 1114 DB (page 26) with 2 plates
 TM 1114 GB (page 27)

Accessories for assembly on control panels

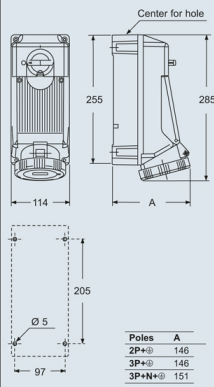
QP V - QG V

page 31

dimensions in mm



dimensions in mm



Dimensions indicated are not binding and may be changed without prior notice.

Notes

Dimensions shown in mm are not binding and may be changed without notice.