


Part number

TM 3263KIS



Interlocked switched socket-outlet, TM series, 2 poles + PE, 6 h (blue), 32 A, 200 ÷ 250 V, sectionable fuse carrier 10 x 38 mm, with base box

Product description		Material properties	
Product type	Interlocked switched socket-outlet	Colour	RAL 7012 grey, RAL 5015 blue
Series	TM.. IS/KIS		Compliant with exemption 6(c): copper alloy containing up to 4% lead by weight
N. of poles	2 poles + 	RoHs conformity	6(c): copper alloy containing up to 4% lead by weight
Clock position	6	China RoHs - EFUP	50
Size	115 x 450 x 18 mm	REACH SVHC substances	Yes Lead
Specification	Sectionable fuse carrier 10 x 38 mm With base box	SCIP number	Ce861c8d-b979-403b-96d9-80aef6dc281d
Technical data		Approvals / Standards	
Current	32 A	Reference standard	EN 60309-1, -2 e -4
Voltage	200 ÷ 250 V	General ordering information	
IP degree of protection	IP66 / IP67	EAN13 code	8015747126038
Further technical details		Packaging Information	
Weight	1.645,00 g	Packaging weight	15,75 kg
Operating temperature range (min, max)	-25°C ... +40°C	Packaging volume	55,44 dm ³
UL 94 flammability rating	V-2	Packaging description	Carton box
IK rating (impact degree of protection)	IK10	Packaging quantity	9 Pcs
		Packaging EAN code	8015747126908
		Sub-packaging weight	1,75 kg
		Sub-packaging description	Carton tray
		Sub-packaging quantity	1 Pcs
		Sub-packaging EAN barcode	8015747126915



Catalogue drawings

TM.. IS/KIS interlocked socket-outlets and sectionable fuse carrier



- Compliant with EN 60309 -1, -2 and 4
- Enclosures in insulating self-extinguishing thermoplastic material, RAL 7012 grey
- Mechanical resistance to impacts: 20 J (IK 10 as EN 50102)
- Socket-outlets with bayonet fastening cover
- Factory installed internal wiring
- Cable entry with drilling template
- "Zeta" switch with $I_{n1} = 32A$ rating for 16A and 32A socket-outlets
- Mechanical interlock that prevents: the switch from being turned on without the plug inserted and the plug from being removed while the switch is on
- Knob lockable in positions 0 and I
- Compartment with sectionable fuse carrier (fuses not supplied) and inspection panel openable only when the switch is off
- With Italian Quality Mark

Rated current socket part	Maximum operating current	Fuse carrier CH type
16A	16A	10 x 38
32A	32A	10 x 38

16A
IP66/IP67 degree of protection



32A
IP66/IP67 degree of protection



Poles	Frequency Hz	Voltage V	Earthing contact position h	Part No.	Colour	Part No.	Colour
2P+Ⓢ	50 and 60	100 - 130	4	TM 1643 IS Ⓢ	Yellow	TM 3243KIS Ⓢ	Yellow
	50 and 60	200 - 250	6	TM 1663 IS Ⓢ	Blue	TM 3263KIS Ⓢ	Blue
	50 and 60	380 - 415	9	TM 1693 IS Ⓢ	Red	TM 3293KIS Ⓢ	Red
	50 and 60	480 - 500	7	TM 1673 IS Ⓢ	Black	TM 3273KIS Ⓢ	Black
	50 and 60	ins. transformer	12	TM 16123 IS Ⓢ	A.V.	TM 32123KIS Ⓢ	A.V.
	> 300 - 500	> 50	2	TM 1623 IS Ⓢ	Green	TM 3223KIS Ⓢ (up to 400V)	Green
	d.c.	> 50 - 250	3	TM 1633 IS Ⓢ	A.V.	TM 3233KIS Ⓢ	A.V.
3P+Ⓢ	50 and 60	100 - 130	4	TM 1644 IS Ⓢ	Yellow	TM 3244KIS Ⓢ	Yellow
	50 and 60	200 - 250	9	TM 1694 IS Ⓢ	Red	TM 3294KIS Ⓢ	Red
	50 and 60	380 - 415	6	TM 1664 IS Ⓢ	Blue	TM 3264KIS Ⓢ	Blue
	60	440 - 460	11	TM 16114 IS Ⓢ	Black	TM 32114KIS Ⓢ	Black
	50 and 60	480 - 500	7	TM 1674 IS Ⓢ	Black	TM 3274KIS Ⓢ	Black
	50	380	3	TM 1634 IS Ⓢ	Red	TM 3234KIS Ⓢ	Red
	60	440	3	TM 1634 IS Ⓢ	Red	TM 3234KIS Ⓢ	Red
	100 - 300	> 50	10	TM 16104 IS Ⓢ	Green	TM 32104KIS Ⓢ (up to 400V)	Green
	> 300 - 500	> 50	2	TM 1624 IS Ⓢ	Green	TM 3224KIS Ⓢ (up to 400V)	Green
	3P+N+Ⓢ	50 and 60	57/100 - 75/130	4	TM 1645 IS Ⓢ	Yellow	TM 3245KIS Ⓢ
50 and 60		120/208 - 144/250	9	TM 1695 IS Ⓢ	Red	TM 3295KIS Ⓢ	Red
50 and 60		200/346 - 240/415	6	TM 1665 IS Ⓢ	Blue	TM 3265KIS Ⓢ	Blue
50 and 60		277/480 - 288/500	7	TM 1675 IS Ⓢ	Black	TM 3275KIS Ⓢ	Black
60		250/440 - 265/460	11	TM 16115 IS Ⓢ	Black	TM 32115KIS Ⓢ	Black
50		220/380	3	TM 1635 IS Ⓢ	Red	TM 3235KIS Ⓢ	Red
60		250/440	3	TM 1635 IS Ⓢ	Red	TM 3235KIS Ⓢ	Red
> 300 - 500		> 50	2	TM 1625 IS Ⓢ	Green	TM 3225KIS Ⓢ (up to 400V)	Green

Legend

A.V. = Colour according to voltage
*) Green may be used together with the colour of the operating range for frequencies above 60 Hz and up to a maximum of 500 Hz

Accessories for socket-outlet combinations

TM 1145 TB (page 24) with 1 plate
TM 1114 DB (page 26) with 2 plates
TM 1114 GB (page 27)

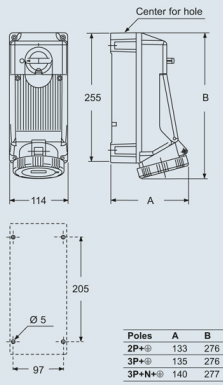
Accessories for assembly on control panels

QP V - QG V

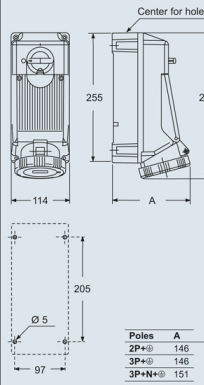
page 31

Dimensions indicated are not binding and may be changed without prior notice.

dimensions in mm



dimensions in mm



Notes

Dimensions shown in mm are not binding and may be changed without notice.