

Part number

FM GD 35



Din-rail EN 60715, FM series, for 4272 boards



Product description

Product type	Din-rail EN 60715
Series	FM
Specification	For FM 4272 boards

Further technical details

Operating temperature range (min, max)	-40°C ... +125°C
---	------------------

Material properties

Colour	RAL 7035 grey
---------------	---------------

General ordering information

EAN13 code	8015747048187
-------------------	---------------



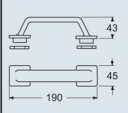

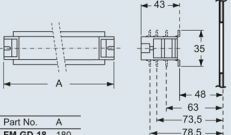
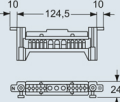
Packaging Information

Sub-packaging description	Plastic bag
Sub-packaging quantity	5 Pcs
Sub-packaging EAN barcode	8015747099455

Part number FM GD 35



Catalogue drawings

FM complementary parts and accessories										
	Box system carrying handle Climbing irons for box fixing 	DIN-rail EN 60715 - Insulated terminal block Collar - Screws kit - Adhesive label 								
Description	Part No.	Part No.								
Box system carrying handle - For 3236, 2451, 3251, 3221 and 4272 boards	FM 32 MT									
Climbing irons for external wall mounting - For 3236, 2451, 3251, 3221 and 4272 boards	BC SFT									
Sized DIN-rail EN 60715 (35 mm) With back plates for the positioning at different depths and fixing screws - For 2451 boards - For 3236, 3251, 3221 boards - For 4272 boards		FM GD 18 FM GD 25 FM GD 35								
Insulated terminal block, 3 P 25 mm² + 10 P 10 mm² - For neutral and/or ground, compliant with EN 60998-2-1, stackable (up to 2 units)		FM 2510 MI								
collar - for format 1043 box system		FM 1043 CO								
screws kit - for mounting sockets PQ-PI-PQF-PIF series		FM 416								
adhesive label - for the identification of the mounted modular devices		FM 18 ET								
Dimensions in mm	Dimensions in mm	Dimensions in mm								
FM 32 MT 	FM GDxx  <table border="1" style="margin-top: 10px;"> <thead> <tr> <th>Part No.</th> <th>A</th> </tr> </thead> <tbody> <tr> <td>FM GD 18</td> <td>180</td> </tr> <tr> <td>FM GD 25</td> <td>235</td> </tr> <tr> <td>FM GD 35</td> <td>355</td> </tr> </tbody> </table>	Part No.	A	FM GD 18	180	FM GD 25	235	FM GD 35	355	FM 2510 MI 
Part No.	A									
FM GD 18	180									
FM GD 25	235									
FM GD 35	355									
BC SFT 										
Dimensions indicated are not binding and may be changed without prior notice.										

Notes

Dimensions shown in mm are not binding and may be changed without notice.