

Part number

# FM GD 25



Din-rail EN 60715, FM series, for 3236, 3251, 3221 boards





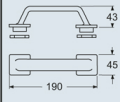
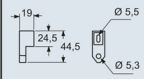
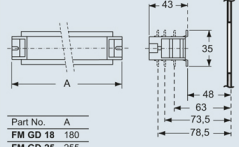
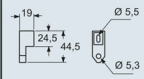
Product description	
<b>Product type</b>	Din-rail EN 60715
<b>Series</b>	FM
<b>Specification</b>	For FM 3236, 3251, 3221 boards
Further technical details	
<b>Weight</b>	80,00 g
<b>Operating temperature range (min, max)</b>	-40°C ... +125°C

Material properties	
<b>Colour</b>	RAL 7035 grey
General ordering information	
<b>EAN13 code</b>	8015747048156
Packaging Information	
<b>Sub-packaging weight</b>	0,80 kg
<b>Sub-packaging description</b>	Plastic bag
<b>Sub-packaging quantity</b>	10 Pcs
<b>Sub-packaging EAN barcode</b>	8015747099448

# Part number FM GD 25



## Catalogue drawings

FM complementary parts and accessories										
	<b>Box system carrying handle</b> Climbing irons for box fixing 	<b>DIN-rail EN 60715 - Insulated terminal block</b> Collar - Screws kit - Adhesive label 								
<b>Description</b>	<b>Part No.</b>	<b>Part No.</b>								
<b>Box system carrying handle</b> - For 3236, 2451, 3251, 3221 and 4272 boards	<b>FM 32 MT</b>									
<b>Climbing irons for external wall mounting</b> - For 3236, 2451, 3251, 3221 and 4272 boards	<b>BC SFT</b>									
<b>Sized DIN-rail EN 60715 (35 mm)</b> With back plates for the positioning at different depths and fixing screws - For 2451 boards - For 3236, 3251, 3221 boards - For 4272 boards		<b>FM GD 18</b> <b>FM GD 25</b> <b>FM GD 35</b>								
<b>Insulated terminal block, 3 P 25 mm<sup>2</sup> + 10 P 10 mm<sup>2</sup></b> - For neutral and/or ground, compliant with EN 60998-2-1, stackable (up to 2 units)		<b>FM 2510 MI</b>								
<b>collar</b> - for format 1043 box system		<b>FM 1043 CO</b>								
<b>screws kit</b> - for mounting sockets PQ-PI-PQF-PIF series		<b>FM 416</b>								
<b>adhesive label</b> - for the identification of the mounted modular devices		<b>FM 18 ET</b>								
<b>Dimensions in mm</b>	<b>Dimensions in mm</b>	<b>Dimensions in mm</b>								
<b>FM 32 MT</b> 	<b>FM GDxx</b>  <table border="1" style="margin-top: 5px;"> <tr><td>Part No.</td><td>A</td></tr> <tr><td><b>FM GD 18</b></td><td>180</td></tr> <tr><td><b>FM GD 25</b></td><td>235</td></tr> <tr><td><b>FM GD 35</b></td><td>355</td></tr> </table>	Part No.	A	<b>FM GD 18</b>	180	<b>FM GD 25</b>	235	<b>FM GD 35</b>	355	<b>FM 2510 MI</b> 
Part No.	A									
<b>FM GD 18</b>	180									
<b>FM GD 25</b>	235									
<b>FM GD 35</b>	355									
<b>BC SFT</b> 										
<small>Dimensions indicated are not binding and may be changed without prior notice.</small>										

## Notes

Dimensions shown in mm are not binding and may be changed without notice.