

Part number

FM 18 ET



Adhesive label for the identification of the mounted modular devices, FM series



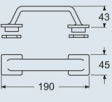
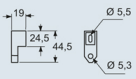
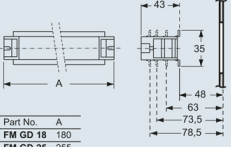
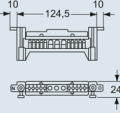
Product description	
Product type	Adhesive label for the identification of the mounted modular devices
Series	FM
Further technical details	
Weight	1,00 g
Operating temperature range (min, max)	-40°C ... +125°C

Material properties	
Colour	RAL 7035 grey
General ordering information	
EAN13 code	8015747047227
Packaging Information	
Packaging description	Carton box
Packaging quantity	10 Pcs
Packaging EAN code	8015747047234
Sub-packaging description	Plastic bag
Sub-packaging quantity	1 Pcs
Sub-packaging EAN barcode	8015747047241

Part number FM 18 ET



Catalogue drawings

FM complementary parts and accessories										
<p>Box system carrying handle Climbing irons for box fixing</p> 	<p>DIN-rail EN 60715 - Insulated terminal block Collar - Screws kit - Adhesive label</p> 									
<p>Description</p> <p>Box system carrying handle - For 3236, 2451, 3251, 3221 and 4272 boards</p> <p>Climbing irons for external wall mounting - For 3236, 2451, 3251, 3221 and 4272 boards</p> <p>Sized DIN-rail EN 60715 (35 mm) With back plates for the positioning at different depths and fixing screws - For 2451 boards - For 3236, 3251, 3221 boards - For 4272 boards</p> <p>Insulated terminal block, 3 P 25 mm² + 10 P 10 mm² - For neutral and/or ground, compliant with EN 60998-2-1, stackable (up to 2 units)</p> <p>collar - for format 1043 box system</p> <p>screws kit - for mounting sockets PQ-PI-PQF-PIF series</p> <p>adhesive label - for the identification of the mounted modular devices</p>	<p>Part No.</p> <p>FM 32 MT</p> <p>BC SFT</p> <p>FM GD 18 FM GD 25 FM GD 35</p> <p>FM 2510 MI</p> <p>FM 1043 CO</p> <p>FM 416</p> <p>FM 18 ET</p>	<p>Part No.</p>								
<p>Dimensions in mm</p> <p>FM 32 MT</p>  <p>BC SFT</p>  <p>Dimensions indicated are not binding and may be changed without prior notice.</p>	<p>Dimensions in mm</p> <p>FM GDxx</p>  <table border="1"> <tr><td>Part No.</td><td>A</td></tr> <tr><td>FM GD 18</td><td>180</td></tr> <tr><td>FM GD 25</td><td>235</td></tr> <tr><td>FM GD 35</td><td>355</td></tr> </table> <p>FM 2510 MI</p> 	Part No.	A	FM GD 18	180	FM GD 25	235	FM GD 35	355	
Part No.	A									
FM GD 18	180									
FM GD 25	235									
FM GD 35	355									

Notes

Dimensions shown in mm are not binding and may be changed without notice.