

Part number
CXF 4/2



Female insert, CX series, screw terminal connection, 4 + 2 poles + PE, 80 A 830 V 8 kV 3 / 16 A 400 V 6 kV 3, size "77.27"

Product description	
Product type	Insert
Series	CX
Connection type	Screw terminal connection
Gender	Female
N. of poles	4 poles +
Auxiliary poles	2 poles
Size	Size 77.27
Technical data	
Current	80 A
Voltage	830 V
Rated impulse withstand voltage	8 kV
Pollution degree	3
Rated voltage according to UL/CSA	600 V
Wire cross-section	4,00 mm ² - 16,00 mm ²
AWG size	12 - 6
Contact type	Turned silver plated
IP degree of protection	IP20 without enclosure, IP65/IP66/IP68/IP69 with enclosure
Further technical details	
Characteristics according to EN 61984	80A 830V 8kV 3; 16A 400V 6kV 3; 16A 400/690V 6kV 2
Mating cycles	≥ 500
Insulation resistance	≥ 10 GΩ
Contact resistance	≤ 0,3 mΩ (4 poles), ≤ 1 mΩ (2 poles)
Weight	118,00 g
Operating temperature range (min, max)	-40 °C ... +125 °C
UL 94 flammability rating	V-0

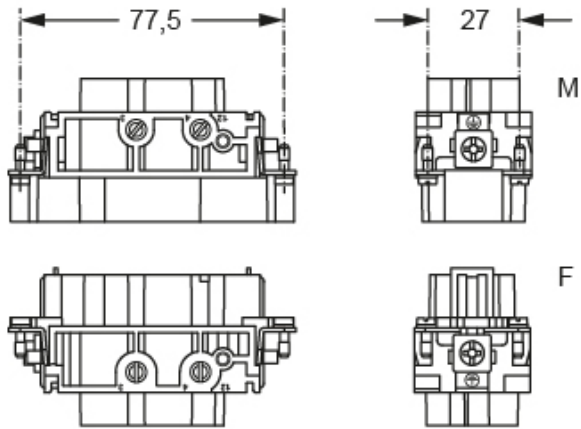
Material properties	
Main material	Polycarbonate (PC)
Other materials	Contacts: copper alloy
Colour	RAL 7032 grey
RoHs conformity	Compliant with exemption 6(c); copper alloy containing up to 4% lead by weight
China RoHs - EFUP	50
REACH SVHC substances	Yes Lead
SCIP number	1a9c93ff-0445-4a16-81e3-1609ac5274d6
Approvals / Standards	
Reference standard	EN 61984:2009-06
Certifications	CSA, CQC, DNV, BV, EAC
UL	ECBT2
cUL	ECBT8
General ordering information	
EAN13 code	8015747042338
eCl@ss 8.1	27440205
ETIM 7.0	EC000438
Packaging Information	
Packaging length	200,00 mm
Packaging height	165,00 mm
Packaging width	200,00 mm
Packaging weight	3,96 kg
Packaging volume	6,60 dm ³
Packaging description	Carton box
Packaging quantity	30 Pcs
Packaging EAN code	8015747191845
Sub-packaging length	87,00 mm
Sub-packaging height	36,00 mm
Sub-packaging width	180,00 mm
Sub-packaging weight	0,66 kg
Sub-packaging volume	0,56 dm ³
Sub-packaging description	Carton tray
Sub-packaging quantity	5 Pcs
Sub-packaging EAN barcode	8015747042345

Part number

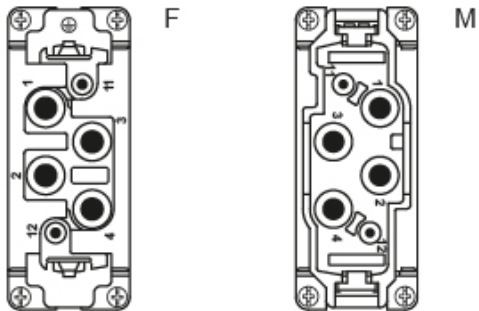
CXF 4/2



Catalogue drawings

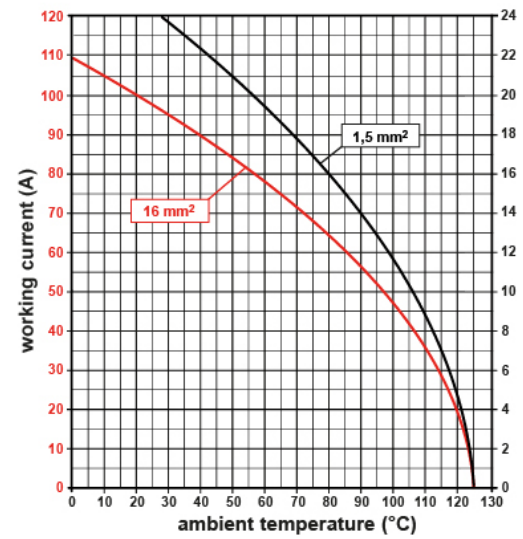
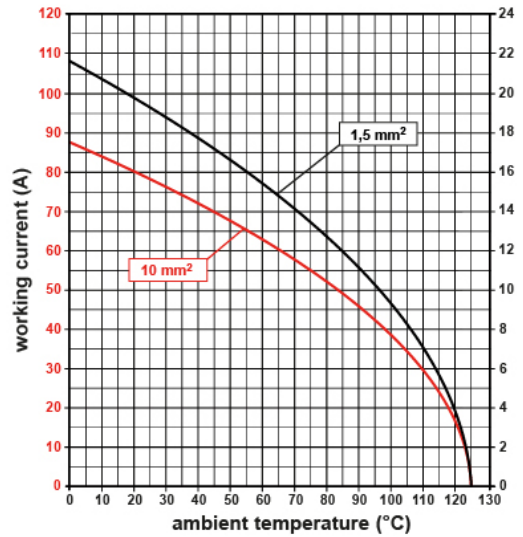
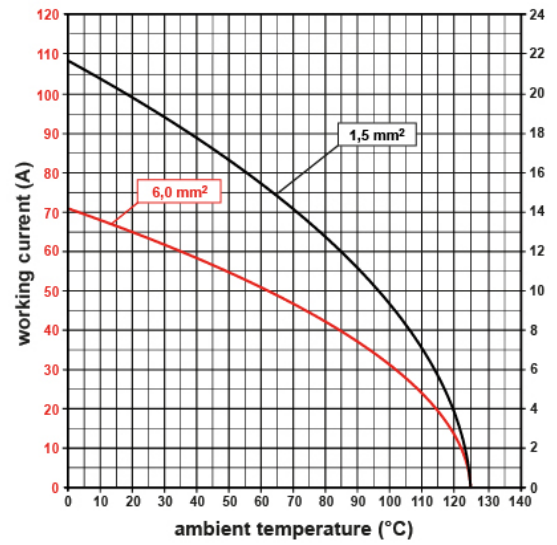


contacts side (front view)



Derating curves

CX 4/2 poles connector inserts
Maximum current load derating diagram



Dimensions shown in mm are not binding and may be changed without notice.

California Proposition 65 Information



WARNING

This product can expose you to lead and its compounds, known to the State of California to cause cancer and/or reproductive toxicity. For more information go to www.P65Warnings.ca.gov.
