


Part number

CQYF 08E



Female insert, CQY series, AXYR® spring push-in terminal connection without tools, 8 poles + PE, 16 A 500 V 6 kV 3, size "32.13", with PE plate

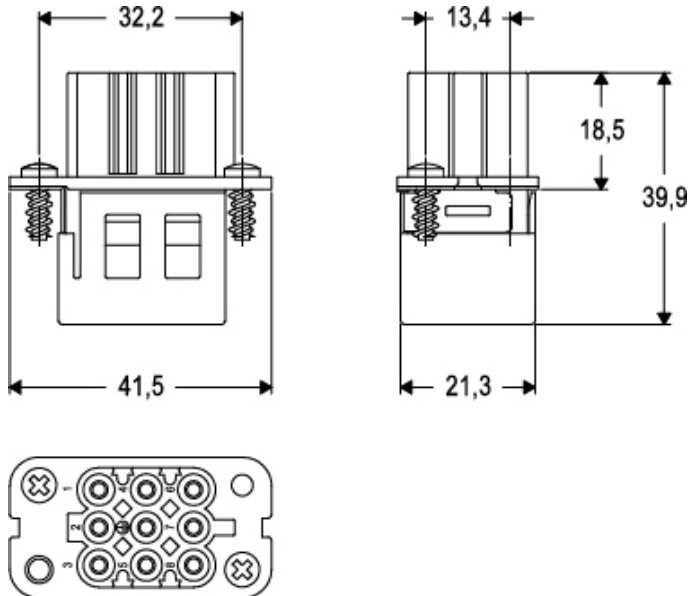
Product description		Material properties	
Product type	Insert	Main material	Polycarbonate (PC)
Series	CQY	Other materials	Contacts: copper alloy
Connection type	AXYR® high density spring terminal connection without tools	Colour	RAL 7032 grey
Gender	Female	RoHs conformity	Compliant with exemption 6(c): copper alloy containing up to 4% lead by weight
N. of poles	8 poles + 	China RoHs - EFUP	50
Size	Size "32.13"	REACH SVHC substances	Yes Lead
Specification	With PE plate		
Technical data		Approvals / Standards	
Current	16 A	Certifications	DNV
Voltage	500 V		
Rated impulse withstand voltage	6 kV	General ordering information	
Pollution degree	3	EAN13 code	8015747284615
Rated voltage according to UL/CSA	600 V	eCl@ss 8.1	27440205
Wire cross-section	0,25 mm ² - 4,00 mm ²	ETIM 7.0	EC000438
AWG size	24 - 12		
Contact type	Turned silver plated	Packaging Information	
IP degree of protection	IP20 without enclosure, IP66/IP67/IP69 with enclosure	Packaging length	245,00 mm
Further technical details		Packaging height	165,00 mm
Characteristics according to EN 61984	16 A 500 V 6 kV 3; 16 A 400/690 V 8 kV 2	Packaging width	215,00 mm
Mating cycles	≥ 500	Packaging weight	1,87 kg
Insulation resistance	≥ 10 GΩ	Packaging volume	8,69 dm ³
Contact resistance	≤ 3 mΩ	Packaging description	Carton box
Weight	31,00 g	Packaging quantity	50 Pcs
Operating temperature range (min, max)	-40 °C ... +125 °C	Packaging EAN code	8015747284639
Conductors stripping length	9...11 mm	Sub-packaging weight	0,04 kg
UL 94 flammability rating	V-0	Sub-packaging description	Plastic bag
		Sub-packaging quantity	1 Pcs
		Sub-packaging EAN barcode	8015747139878

Part number

CQYF 08E

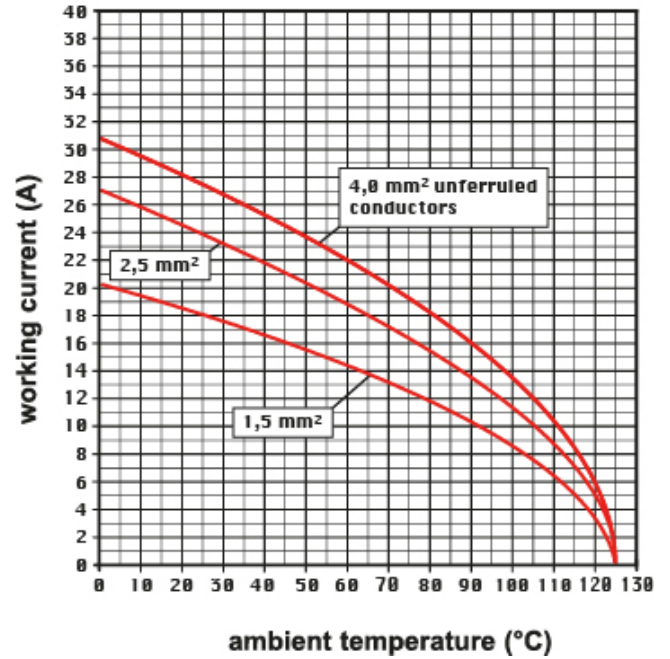


Catalogue drawings



Derating curves

CQY..E 8 poles connector inserts
Maximum current load derating diagram



Notes

Dimensions shown in mm are not binding and may be changed without notice.

inserts for wires with the following cross-sectional areas:

0,25 - 4 mm² (24 - 12 AWG)

for prepared wires useable section:

0,25 - 2,5 mm² (24 - 14 AWG)