


Part number

# CQEYM 32 N



Male insert, CQEY series, AXYR® spring push-in terminal connection without tools, 32 poles + PE (33-64), 16 A 500 V 6 kV 3, size "77.62"

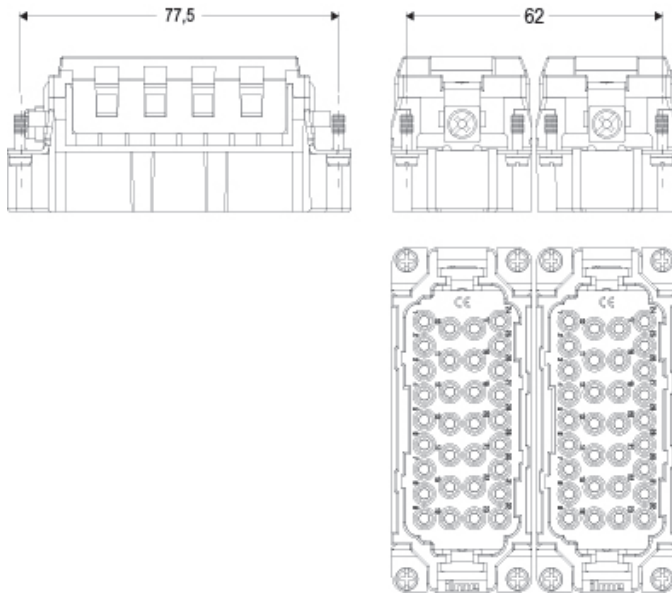
Product description		Material properties	
<b>Product type</b>	Insert	<b>Main material</b>	Polycarbonate (PC)
<b>Series</b>	CQEY	<b>Other materials</b>	Contacts: copper alloy
<b>Connection type</b>	AXYR® high density spring terminal connection without tools	<b>Colour</b>	RAL 7032 grey
<b>Gender</b>	Male	<b>RoHs conformity</b>	Compliant with exemption 6(c): copper alloy containing up to 4% lead by weight
<b>N. of poles</b>	64 poles + 	<b>China RoHs - EFUP</b>	50
<b>Size</b>	Size 77.62	<b>REACH SVHC substances</b>	Yes Lead
Technical data		General ordering information	
<b>Current</b>	16 A	<b>EAN13 code</b>	8015747293204
<b>Voltage</b>	500 V	<b>eCl@ss 8.1</b>	27440205
<b>Rated impulse withstand voltage</b>	6 kV	<b>ETIM 7.0</b>	EC000438
<b>Pollution degree</b>	3	Packaging Information	
<b>Rated voltage according to UL/CSA</b>	600 V	<b>Packaging length</b>	245,00 mm
<b>Contact type</b>	Turned silver plated	<b>Packaging height</b>	165,00 mm
<b>IP degree of protection</b>	IP20 without enclosure, IP65/IP66 with enclosure	<b>Packaging width</b>	215,00 mm
Further technical details		<b>Packaging weight</b>	3,56 kg
<b>Characteristics according to EN 61984</b>	16 A 500 V 6 kV 3	<b>Packaging volume</b>	8,69 dm <sup>3</sup>
<b>Mating cycles</b>	≥ 500	<b>Packaging description</b>	Carton box
<b>Insulation resistance</b>	≥ 10 GΩ	<b>Packaging quantity</b>	30 Pcs
<b>Contact resistance</b>	≤ 3 mΩ	<b>Packaging EAN code</b>	8015747293211
<b>Weight</b>	109,50 g	<b>Sub-packaging weight</b>	0,12 kg
<b>Operating temperature range (min, max)</b>	-40 °C ... +125 °C	<b>Sub-packaging description</b>	Plastic bag
<b>Conductors stripping length</b>	9...11 mm	<b>Sub-packaging quantity</b>	1 Pcs
<b>UL 94 flammability rating</b>	V-0	<b>Sub-packaging EAN barcode</b>	8015747293723

Part number

# CQEYM 32 N

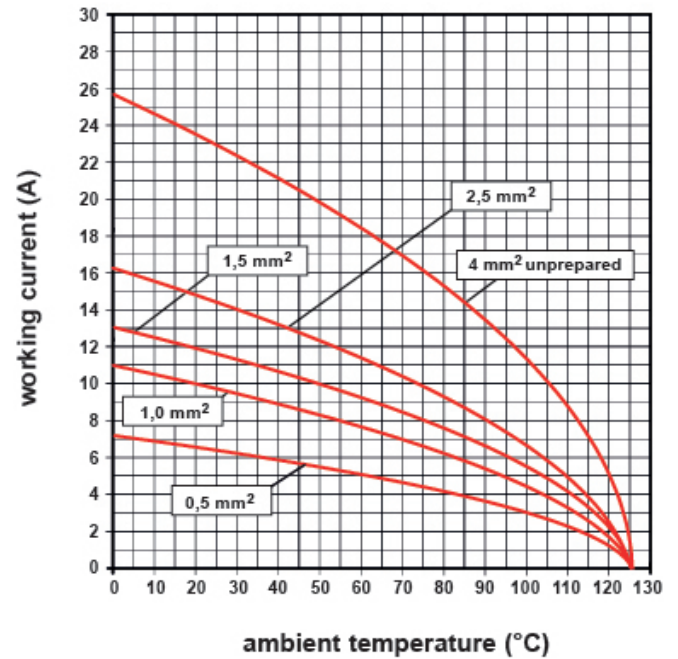


## Catalogue drawings



## Derating curves

### CQEY 64 poles connector inserts Maximum current load derating diagram



## Notes

Dimensions shown in mm are not binding and may be changed without notice.

inserts for wires with the following cross-sectional areas:

0,25 - 4 mm<sup>2</sup> (24 - 12 AWG)

for prepared wires useable section:

0,25 - 2,5 mm<sup>2</sup> (24 - 14 AWG)