


Part number

CPM 06 RY



Male insert, CP RY series, screw terminal connection, 6 poles + PE, 35 A 400/690 V 6 kV 3, size "77.27", for applications up to 180°C, with plate

Product description		Material properties	
Product type	Insert	Main material	Polyphenylene sulfide (PPS)
Series	CP RY	Other materials	Contacts: copper alloy
Connection type	Screw terminal connection		Compliant with exemption
Gender	Male	RoHs conformity	6(c): copper alloy containing up to 4% lead by weight
N. of poles	6 poles +	China RoHs - EFUP	50
Size	Size 77.27	REACH SVHC substances	Yes Lead
Specification	With plate For applications up to 180°C	SCIP number	1a9c93ff-0445-4a16-81e3-1609ac5274d6
Technical data		Approvals / Standards	
Current	35 A	Reference standard	EN 61984:2009-06
Voltage	400 - 690 V	Certifications	CSA, CQC, DNV, BV, EAC
Rated impulse withstand voltage	6 kV	UL	ECBT2
Pollution degree	3	General ordering information	
Rated voltage according to UL/CSA	600V	EAN13 code	8015747036955
Wire cross-section	0,75 mm ² - 6,00 mm ²	eCl@ss 8.1	27440205
AWG size	18 - 10	ETIM 7.0	EC000438
Contact type	Turned silver plated	Packaging Information	
IP degree of protection	IP20 without enclosure, IP65 with enclosure	Sub-packaging length	87,00 mm
Further technical details		Sub-packaging height	36,00 mm
Characteristics according to EN 61984	35A 400/690V 6kV 3	Sub-packaging width	180,00 mm
Mating cycles	≥ 500	Sub-packaging weight	0,42 kg
Insulation resistance	≥ 10 GΩ	Sub-packaging volume	0,56 dm ³
Weight	83,70 g	Sub-packaging description	Carton tray
Operating temperature range (min, max)	-40°C ... +180°C	Sub-packaging quantity	5 Pcs
UL 94 flammability rating	V-0	Sub-packaging EAN barcode	8015747036962
Torque for main contact	M4: 1,2 Nm; 10,6 lb.in (Ph1 or 0,8 x 4 mm)		

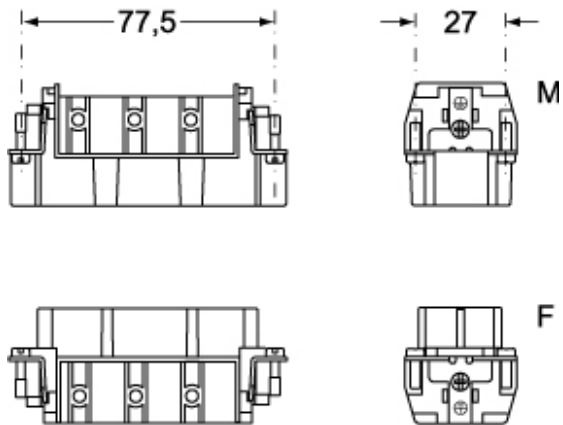
Part number

CPM 06 RY

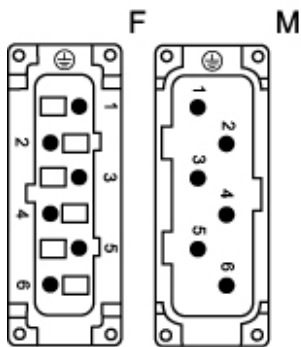


Catalogue drawings

CPM 06



CPF 06



Notes

CPF/M 06 RY inserts

- characteristics according to EN 61984:
35A 400/690V 6kV 3
- UL, CSA, CCC, GOST certified
- rated voltage according to UL/CSA: 600V
- insulation resistance: > 10 GOhm
- ambient temperature limit: -40°C to 180 °C
- mechanical life: > 500 cycles
- contact resistance: < 0.5 mOhm
- inserts with plate, for section conductors:
0.75 ÷ 6 mm² - AWG 18 ÷ 10
- conductors stripping length: 10.5 mm
- terminal screw torque: 1.2 Nm
- enclosures: size 77.27
for 180 °C

Dimensions shown in mm are not binding and may be changed without notice.

California Proposition 65 Information



WARNING

This product can expose you to lead and its compounds, known to the State of California to cause cancer and/or reproductive toxicity. For more information go to www.P65Warnings.ca.gov.

California Proposition 65 Information



WARNING

This product can expose you to lead and its compounds, known to the State of California to cause cancer and/or reproductive toxicity. For more information go to www.P65Warnings.ca.gov.
