

Part number

CMEF 16



Female insert, CME series, screw terminal connection, 16 + 2 poles + PE, 16 A 400/690 V 6 kV 3 / 16 A 500 V 6 kV 3, size "104.27"

Product description		Material properties	
Product type	Insert	Main material	Polycarbonate (PC)
Series	CME	Other materials	Contacts: copper alloy
Connection type	Screw terminal connection	Colour	RAL 7032 grey
Gender	Female	RoHs conformity	Compliant with exemption 6(c): copper alloy containing up to 4% lead by weight
N. of poles	16 poles +	China RoHs - EFUP	50
Auxiliary poles	2 poles	REACH SVHC substances	Yes Lead
Size	Size 104.27	SCIP number	1a9c93ff-0445-4a16-81e3-1609ac5274d6
Technical data		Approvals / Standards	
Current	16 A	Reference standard	EN 61984:2009-06
Voltage	400 - 690 V	Certifications	CSA, CQC, DNV, BV, EAC
Rated impulse withstand voltage	6 kV	UL	ECBT2
Pollution degree	3	cUL	ECBT8
Rated voltage according to UL/CSA	600V	General ordering information	
Wire cross-section	0,75 mm ² - 2,50 mm ²	EAN13 code	8015747140577
AWG size	18 - 14	ETIM 7.0	EC000438
Contact type	Turned silver plated	Packaging Information	
IP degree of protection	IP20 without enclosure, IP65/IP66 with enclosure	Sub-packaging length	113,00 mm
Further technical details		Sub-packaging height	36,00 mm
Characteristics according to EN 61984	16A 400/690V 6kV 3 (aux: 16A 500V 6kV 3); 16A 1000V 8kV 2 (power contacts only)	Sub-packaging width	180,00 mm
Mating cycles	≥ 500	Sub-packaging weight	0,69 kg
Insulation resistance	≥ 10 GΩ	Sub-packaging volume	0,73 dm ³
Weight	138,00 g	Sub-packaging description	Carton tray
Operating temperature range (min, max)	-40 °C ... +125 °C	Sub-packaging quantity	5 Pcs
UL 94 flammability rating	V-0	Sub-packaging EAN barcode	8015747167598

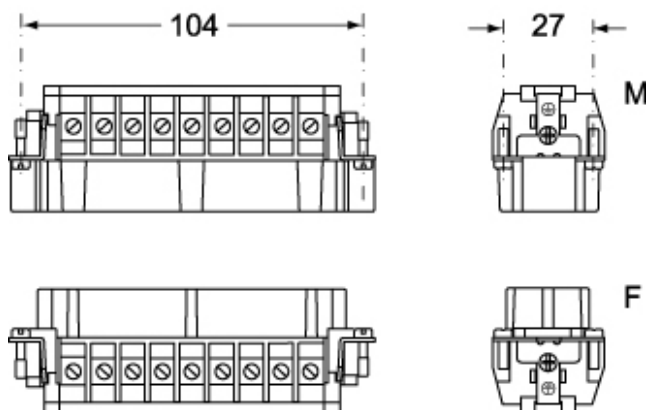
Part number

CMEF 16

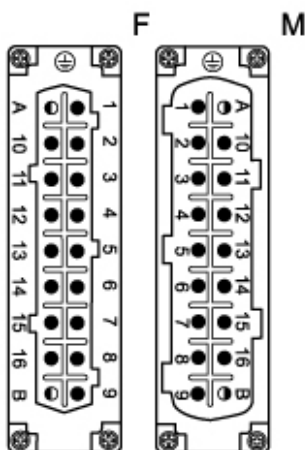


Catalogue drawings

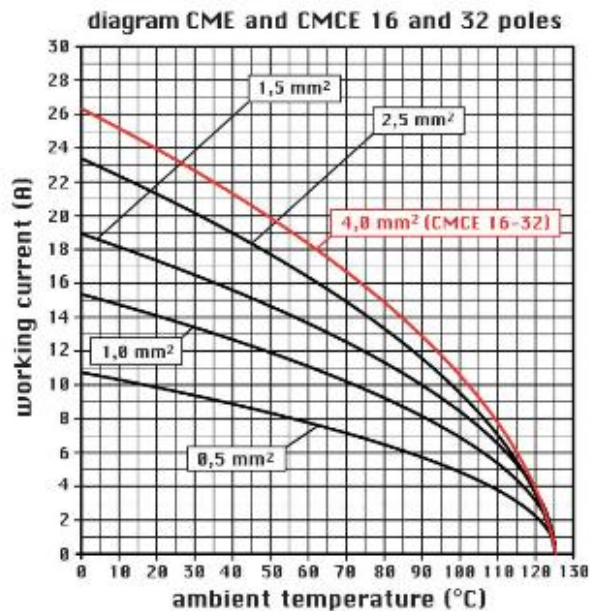
CMEM 16



CMEF 16



Catalogue drawings



Notes

CMEF/M 16 inserts:

- inserts with plate, for section conductors: 0.75 - 2.5 mm² - AWG 18 - 14
- conductors stripping length: 7 mm
- terminal screw torque: 0.5 Nm (4.4 lb.in), for more
- characteristics according to EN 61984:
 - 16A 400/690V 6kV 3
 - 16A 1000V 8kV 2
 - 16A 720/1250V 8kV 2
- auxiliary contacts: 16A 500V 6kV 3
- UL, CSA, CCC, GOST certified
- rated voltage according to UL/CSA: 600V
- insulation resistance: > 10 GOhm
- ambient temperature limit: -40 °C ... +125 °C

- are made of self-extinguishing thermoplastic resin UL 94 V0
- mechanical life: > 500 cycles
- contact resistance: < 1 mOhm
- inserts and enclosures for applications with temperatures up to 180 °C, available on request;
- enclosures: size 104.27:
 - insulated 830V
 - T-TYPE IP65 insulating
 - W-TYPE aggressive environments
- panel supports: COB

Dimensions shown in mm are not binding and may be changed without notice.

-
- CME....: for non-prepared conductors
- inserts with plate, for section conductors:
0.5 - 4 mm² - AWG 20 - 12
 - conductors stripping length: 7 mm
 - terminal screw torque: 0.5 Nm



- CMEX: or bush terminal conductors
- inserts without plate, for section conductors:
0.25 - 2.5 mm² - AWG 24 - 14
 - conductors stripping length: 7 mm
 - terminal screw torque: 0.5 Nm
-

California Proposition 65 Information



WARNING

This product can expose you to lead and its compounds, known to the State of California to cause cancer and/or reproductive toxicity. For more information go to www.P65Warnings.ca.gov.

California Proposition 65 Information



WARNING

This product can expose you to lead and its compounds, known to the State of California to cause cancer and/or reproductive toxicity. For more information go to www.P65Warnings.ca.gov.