



Part number

CMCEF 16



Female insert, CMCE series, crimp connection, 16 + 2 poles + PE, 16 A 400/690 V 6 kV 3 / 16 A 500 V 6 kV 3, size "104.27"

Product description		Material properties	
Product type	Insert	Main material	Polycarbonate (PC)
Series	CMCE	Colour	RAL 7032 grey
Connection type	Crimp connection	RoHS conformity	Compliant
Gender	Female	China RoHS - EFUP	E
N. of poles	16 poles + 	REACH SVHC substances	No
Auxiliary poles	2 poles	Approvals / Standards	
Size	Size 104.27	Reference standard	EN 61984:2009-06
Technical data		Certifications	CSA, CQC, DNV, BV, EAC
Current	16 A	UL	ECBT2
Voltage	400 - 690 V	General ordering information	
Rated impulse withstand voltage	6 kV	EAN13 code	8015747136136
Pollution degree	3	ETIM 7.0	EC000438
Rated voltage according to UL/CSA	600 V	Packaging Information	
IP degree of protection	IP20 without enclosure, IP65/IP66 with enclosure	Packaging length	270,00 mm
Further technical details		Packaging height	75,00 mm
Characteristics according to EN 61984	16A 830V 8kV 3 (aux: 16A 500V 6kV 3); 16A 1000V 8kV 2 (power contacts only)	Packaging width	180,00 mm
Mating cycles	≥ 500	Packaging weight	2,53 kg
Insulation resistance	≥ 10 GΩ	Packaging volume	3,65 dm ³
Contact resistance	≤ 1 mΩ	Packaging description	Carton box
Weight	74,00 g	Packaging quantity	30 Pcs
Operating temperature range (min, max)	-40 °C ... +125 °C	Packaging EAN code	8015747136259
UL 94 flammability rating	V-0	Sub-packaging length	113,00 mm
		Sub-packaging height	36,00 mm
		Sub-packaging width	180,00 mm
		Sub-packaging weight	0,42 kg
		Sub-packaging volume	0,73 dm ³
		Sub-packaging description	Carton tray
		Sub-packaging quantity	5 Pcs
		Sub-packaging EAN barcode	8015747136266

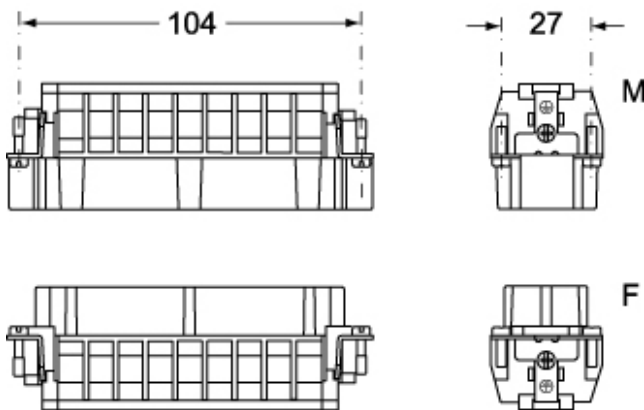
Part number

CMCEF 16

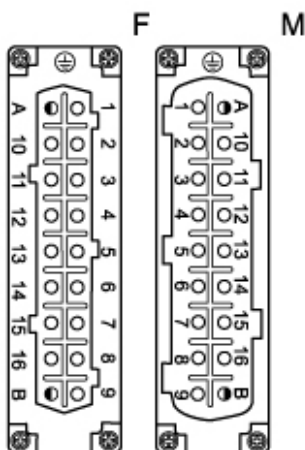


Catalogue drawings

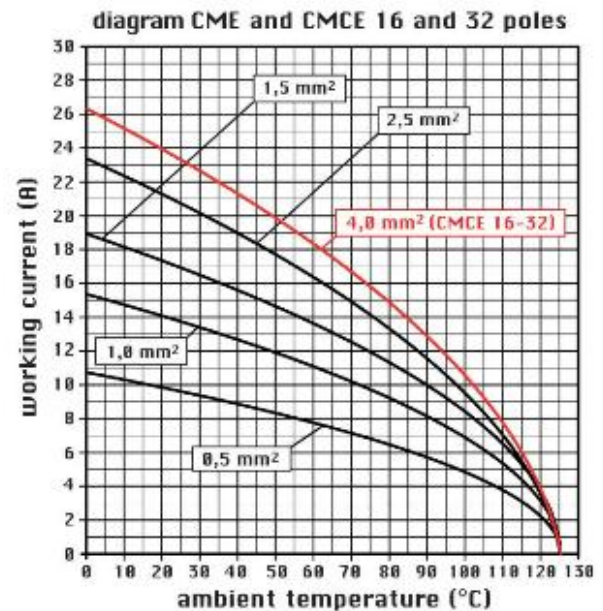
CMCEM 16



CMCEF 16



Catalogue drawings



Notes

CMCEF/M 16 inserts

- the auxiliary contacts are the same as power contacts: early opening is obtained by drawing back the seats
- characteristics according to EN 61984:
16A 400/690V 6kV 3
16A 1000V 8kV 2
16A 720/1250V 8kV 2
- auxiliary contacts: 16A 500V 6kV 3
- rated voltage according to UL/CSA: 600V
- insulation resistance: > 10 GOhm
- ambient temperature limit: -40 °C ... +125 °C
- are made of self-extinguishing thermoplastic resin UL 94 V0
- mechanical life: > 500 cycles
- contact resistance: < 1 mOhm

- enclosures: size 104.27:
T-TYPE IP65 insulating
W-TYPE aggressive environments
insulated 830V
- panel support: COB

Dimensions shown in mm are not binding and may be changed without notice.

California Proposition 65 Information



WARNING

This product can expose you to nickel compounds, known to the State of California to cause cancer and/or reproductive toxicity. For more information go to www.P65Warnings.ca.gov.
