


Part number

CDSM 18



Male insert, CDS series, spring terminal connection, 18 poles + PE, 10 A 400 V 6 kV 3, size "57.27"

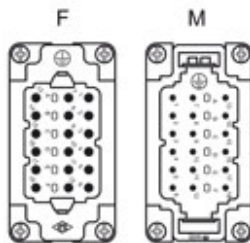
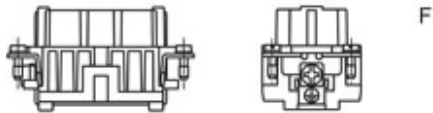
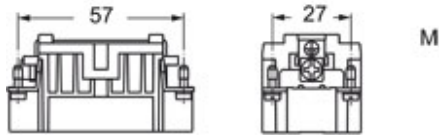
Product description		Material properties	
Product type	Insert	Main material	Polycarbonate (PC)
Series	CDS	Colour	RAL 7032 grey
Connection type	Spring terminal connection		Compliant with exemption 6(c): copper alloy containing up to 4% lead by weight
Gender	Male	RoHs conformity	
N. of poles	18 poles + 	China RoHs - EFUP	50
Size	Size 57.27	REACH SVHC substances	Yes Lead
Technical data		SCIP number	1a9c93ff-0445-4a16-81e3-1609ac5274d6
Current	10 A	Approvals / Standards	
Voltage	400 V	Reference standard	EN 61984:2009-06
Rated impulse withstand voltage	6 kV	Certifications	CSA, CQC, DNV, BV, EAC
Pollution degree	3	UL	ECBT2
Rated voltage according to UL/CSA	600 V	cUL	ECBT8
Wire cross-section	0,14 mm ² - 2,50 mm ²	General ordering information	
AWG size	26 - 14	EAN13 code	8015747148504
Contact type	Turned silver plated	ETIM 7.0	EC000438
IP degree of protection	IP20 without enclosure, IP65/IP66/IP68/IP69 with enclosure	Packaging Information	
Further technical details		Packaging length	210,00 mm
Characteristics according to EN 61984	10A 400V 6kV 3; 10A 400/690V 6kV 2	Packaging height	75,00 mm
Mating cycles	≥ 500	Packaging width	180,00 mm
Insulation resistance	≥ 10 GΩ	Packaging weight	2,39 kg
Contact resistance	≤ 3 mΩ	Packaging volume	2,84 dm ³
Weight	65,00 g	Packaging description	Carton box
Operating temperature range (min, max)	-40 °C ... +125 °C	Packaging quantity	30 Pcs
Conductors stripping length	9...11 mm	Packaging EAN code	8015747152396
UL 94 flammability rating	V-0	Sub-packaging length	67,00 mm
		Sub-packaging height	36,00 mm
		Sub-packaging width	180,00 mm
		Sub-packaging weight	0,40 kg
		Sub-packaging volume	0,43 dm ³
		Sub-packaging description	Carton tray
		Sub-packaging quantity	5 Pcs
		Sub-packaging EAN barcode	8015747152402

Part number

CDSM 18



Catalogue drawings

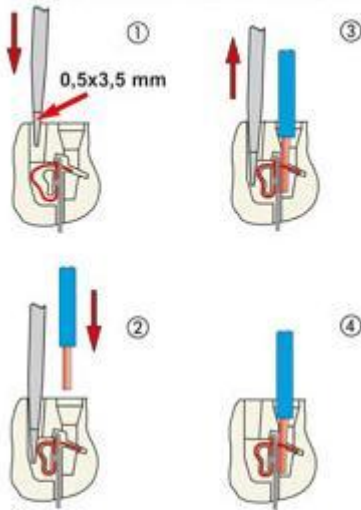


Notes

- characteristics according to EN 61984:
10A 400V 6kV 3
- insulation resistance: > 10 GOhm
- ambient temperature limit: -40 °C ... +125 °C
- made of self-extinguishing thermoplastic resin UL 94 V0
- mechanical life: > 500 cycles
- contact resistance: < 1 mOhm
- inserts for conductors section:
0.14 - 2.5 mm² - AWG 26 - 14
- for wires with crimped ferrule, usable section:
up to 1.5 mm² (AWG 16)
- conductors stripping length: 9...11 mm
- enclosures: size 57.27:
C-TYPE IP65/IP66
C7 IP67 stainless steel lever
V-TYPE IP65/IP66 stainless steel lever
T-TYPE IP65 insulating
JEI zinc-plated steel lever
BIG hoods
W-TYPE for aggressive environment
EMC
central lever
IP68
LS-TYPE
- panel supports: COB

Dimensions shown in mm are not binding and may be changed without notice.

Connection with spring terminal



CR CDS coding pin

California Proposition 65 Information



WARNING

This product can expose you to lead and its compounds, known to the State of California to cause cancer and/or reproductive toxicity. For more information go to www.P65Warnings.ca.gov.

California Proposition 65 Information



WARNING

This product can expose you to lead and its compounds, known to the State of California to cause cancer and/or reproductive toxicity. For more information go to www.P65Warnings.ca.gov.