

Part number

CDAF 10 X



Female insert, CDA series, screw terminal connection, 10 poles + PE, 16 A 250 V 4 kV 3, size "49.16", without plate

Product description	
Product type	Insert
Series	CDA
Connection type	Screw terminal connection
Gender	Female
N. of poles	10 poles +
Size	Size 49.16
Specification	Without plate, for prepared conductors
Technical data	
Current	16 A
Voltage	250 V
Rated impulse withstand voltage	4 kV
Pollution degree	3
Rated voltage according to UL/CSA	600 V
Wire cross-section	0,25 mm ² - 2,50 mm ²
AWG size	24 - 14
Contact type	Turned silver plated
IP degree of protection	IP20 without enclosure, IP65/IP66 with enclosure
Further technical details	
Characteristics according to EN 61984	16A 250V 4kV 3; 16A 230/400V 4kV 2
Mating cycles	≥ 500
Insulation resistance	≥ 10 GΩ
Contact resistance	≤ 1 mΩ
Weight	44,00 g
Operating temperature range (min, max)	-40 °C ... +125 °C
UL 94 flammability rating	V-0
Torque for main contact	M3: 0,5 Nm; 4,4 lb.in (Ph0 or 0,6 x 3,5 mm)
Tightening torque for PE connection	M3,5: 0,8 Nm; 7,1 lb.in (Ph1 or 0,8 x 5,5 mm)

Material properties	
Main material	Polycarbonate (PC)
Other materials	Contacts: copper alloy
Colour	RAL 7032 grey
RoHs conformity	Compliant with exemption 6(c): copper alloy containing up to 4% lead by weight
China RoHs - EFUP	50
REACH SVHC substances	Yes Lead
SCIP number	1a9c93ff-0445-4a16-81e3-1609ac5274d6
Approvals / Standards	
Reference standard	EN 61984:2009-06
Certifications	CSA, CQC, DNV, BV, EAC
UL	ECBT2
cUL	ECBT8
General ordering information	
EAN13 code	8015747013024
eCl@ss 8.1	27440205
ETIM 7.0	EC000438
Packaging Information	
Packaging weight	1,50 kg
Packaging volume	3,29 dm ³
Packaging description	Carton box
Packaging quantity	30 Pcs
Packaging EAN code	8015747013031
Sub-packaging length	118,00 mm
Sub-packaging height	32,00 mm
Sub-packaging width	60,00 mm
Sub-packaging weight	0,25 kg
Sub-packaging volume	0,23 dm ³
Sub-packaging description	Carton tray
Sub-packaging quantity	5 Pcs
Sub-packaging EAN barcode	8015747013048

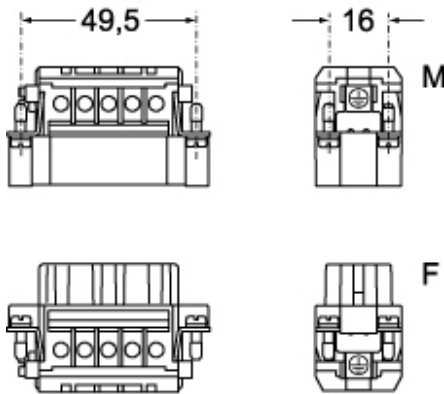
Part number

CDAF 10 X

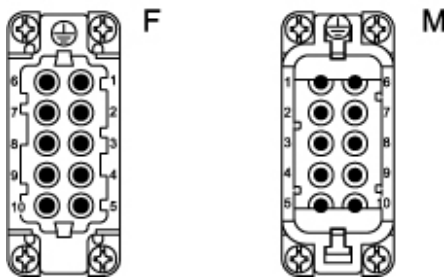


Catalogue drawings

CDAM 10

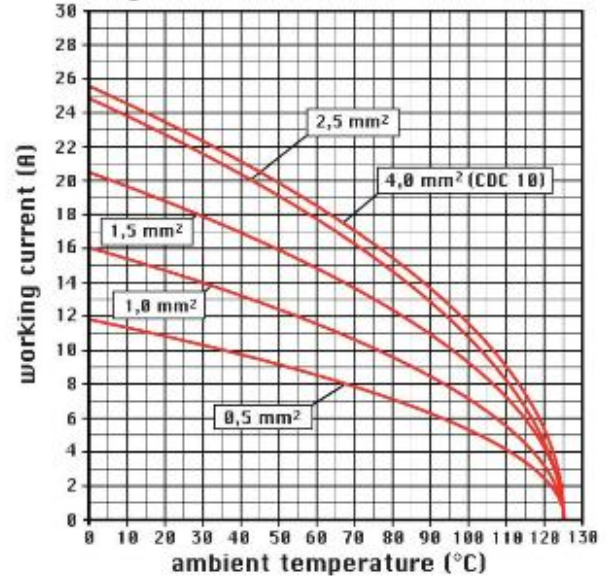


CDAF 10



Catalogue drawings

diagram CDA and CDC 10 poles



Notes

Dimensions shown in mm are not binding and may be changed without notice.

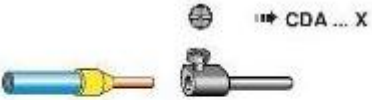

California Proposition 65 Information



WARNING

This product can expose you to lead and its compounds, known to the State of California to cause cancer and/or reproductive toxicity. For more information go to www.P65Warnings.ca.gov.

CDA ... : for non-prepared conductors



CDA ... X : for conductors with bush terminal

California Proposition 65 Information



WARNING

This product can expose you to lead and its compounds, known to the State of California to cause cancer and/or reproductive toxicity. For more information go to www.P65Warnings.ca.gov.
