

Artikelnummer
FM 416





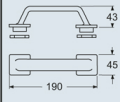
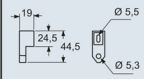
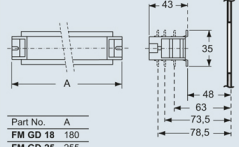
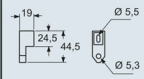
Produktbeschreibung	
Produkttyp	Schraubenkit für Steckdosen PQ-PI-PQF-PIF
Baureihe	FM
Weitere technische Details	
Gewicht	6,50 g

Materialeigenschaften	
Farbe	RAL 7035 lichtgrau
Allgemeine Bestellinformationen	
EAN-Code 13	8015747047722
Angaben zur Verpackung	
Gewicht der Verpackung	0,17 kg
Beschreibung der Verpackung	Karton
Verpackungsmenge	10 St.
EAN-Code 13 Verpackung	8015747099387
Länge der Unterverpackung	60,00 mm
Höhe der Unterverpackung	75,00 mm
Tiefe der Unterverpackung	75,00 mm
Gewicht der Unterverpackung	0,02 kg
Volumen der Unterverpackung	0,34 dm ³
Beschreibung der Unterverpackung	Beutel
Unterverpackungsmenge	1 St.
EAN-Code 13 Unterverpackung	8015747099394

Artikelnummer FM 416



Zeichnungen aus dem Katalog

FM complementary parts and accessories										
	Box system carrying handle Climbing irons for box fixing 	DIN-rail EN 60715 - Insulated terminal block Collar - Screws kit - Adhesive label 								
Description	Part No.	Part No.								
Box system carrying handle - For 3236, 2451, 3251, 3221 and 4272 boards	FM 32 MT									
Climbing irons for external wall mounting - For 3236, 2451, 3251, 3221 and 4272 boards	BC SFT									
Sized DIN-rail EN 60715 (35 mm) With back plates for the positioning at different depths and fixing screws - For 2451 boards - For 3236, 3251, 3221 boards - For 4272 boards		FM GD 18 FM GD 25 FM GD 35								
Insulated terminal block, 3 P 25 mm² + 10 P 10 mm² - For neutral and/or ground, compliant with EN 60998-2-1, stackable (up to 2 units)		FM 2510 MI								
collar - for format 1043 box system		FM 1043 CO								
screws kit - for mounting sockets PQ-PI-PQF-PIF series		FM 416								
adhesive label - for the identification of the mounted modular devices		FM 18 ET								
Dimensions in mm	Dimensions in mm	Dimensions in mm								
FM 32 MT 	FM GDxx  <table border="1" style="margin-top: 5px;"> <tr><td>Part No.</td><td>A</td></tr> <tr><td>FM GD 18</td><td>180</td></tr> <tr><td>FM GD 25</td><td>235</td></tr> <tr><td>FM GD 35</td><td>355</td></tr> </table>	Part No.	A	FM GD 18	180	FM GD 25	235	FM GD 35	355	FM 2510 MI 
Part No.	A									
FM GD 18	180									
FM GD 25	235									
FM GD 35	355									
BC SFT 										
<small>Dimensions indicated are not binding and may be changed without prior notice.</small>										

Hinweise

Die angegebenen Abmessungen in mm sind nicht verbindlich.
Technische Änderungen bleiben vorbehalten.