

Artikelnummer

# FM 2510 MI



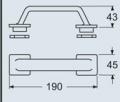
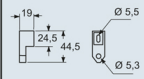
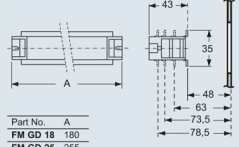
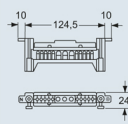


Produktbeschreibung	
Produkttyp	Isolierklemme
Baureihe	FM
Spezifikationen	3polig 25mm <sup>2</sup> + 10polig 10mm <sup>2</sup>
Weitere technische Details	
Gewicht	126,00 g

Materialeigenschaften	
Farbe	RAL 7035 lichtgrau
Allgemeine Bestellinformationen	
EAN-Code 13	8015747047449
Angaben zur Verpackung	
Gewicht der Unterverpackung	0,13 kg
Beschreibung der Unterverpackung	Pack
Unterverpackungsmenge	1 St.
EAN-Code 13 Unterverpackung	8015747047456



Zeichnungen aus dem Katalog

FM complementary parts and accessories										
<p><b>Box system carrying handle</b> Climbing irons for box fixing</p> 	<p><b>DIN-rail EN 60715 - Insulated terminal block</b> Collar - Screws kit - Adhesive label</p> 									
<p><b>Description</b></p> <p><b>Box system carrying handle</b> - For 3236, 2451, 3251, 3221 and 4272 boards</p> <p><b>Climbing irons for external wall mounting</b> - For 3236, 2451, 3251, 3221 and 4272 boards</p> <p><b>Sized DIN-rail EN 60715 (35 mm)</b> With back plates for the positioning at different depths and fixing screws - For 2451 boards - For 3236, 3251, 3221 boards - For 4272 boards</p> <p><b>Insulated terminal block, 3 P 25 mm<sup>2</sup> + 10 P 10 mm<sup>2</sup></b> - For neutral and/or ground, compliant with EN 60998-2-1, stackable (up to 2 units)</p> <p><b>collar</b> - for format 1043 box system</p> <p><b>screws kit</b> - for mounting sockets PQ-PI-PQF-PIF series</p> <p><b>adhesive label</b> - for the identification of the mounted modular devices</p>	<p><b>Part No.</b></p> <p><b>FM 32 MT</b></p> <p><b>BC SFT</b></p> <p><b>FM GD 18</b> <b>FM GD 25</b> <b>FM GD 35</b></p> <p><b>FM 2510 MI</b></p> <p><b>FM 1043 CO</b></p> <p><b>FM 416</b></p> <p><b>FM 18 ET</b></p>									
<p><b>Dimensions in mm</b></p> <p><b>FM 32 MT</b></p>  <p><b>BC SFT</b></p>  <p>Dimensions indicated are not binding and may be changed without prior notice.</p>	<p><b>Dimensions in mm</b></p> <p><b>FM GDxx</b></p>  <table border="1"> <tr><td>Part No.</td><td>A</td></tr> <tr><td>FM GD 18</td><td>180</td></tr> <tr><td>FM GD 25</td><td>235</td></tr> <tr><td>FM GD 35</td><td>355</td></tr> </table> <p><b>FM 2510 MI</b></p> 	Part No.	A	FM GD 18	180	FM GD 25	235	FM GD 35	355	
Part No.	A									
FM GD 18	180									
FM GD 25	235									
FM GD 35	355									

## Hinweise

Die angegebenen Abmessungen in mm sind nicht verbindlich.  
Technische Änderungen bleiben vorbehalten.