



Part number

CMEF 10 TX



Female insert, CME series, screw terminal connection, 10 + 2 poles + PE, 16 A 830 V 8 kV 3 / 16 A 500 V 6 kV 3, size "104.27", without plate

Product description

Product type	Insert
Series	CME
Connection type	Screw terminal connection
Gender	Female
N. of poles	10 poles + 
Auxiliary poles	2 poles
Size	Size 104.27
Specification	Without plate, for prepared conductors

Technical data

Current	16 A
Voltage	830 V
Rated impulse withstand voltage	8 kV
Pollution degree	3
Rated voltage according to UL/CSA	600 V
Wire cross-section	0,25 mm ² - 2,50 mm ²
AWG size	24 - 14
Contact type	Turned silver plated
IP degree of protection	IP20 without enclosure, IP65/IP66 with enclosure

Further technical details

Characteristics according to EN 61984	16A 830V 8kV 3 (aux: 16A 500V 6kV 3); 16A 1000V 8kV 2 (power contacts only)
Mating cycles	≥ 500
Insulation resistance	≥ 10 GΩ
Contact resistance	≤ 1 mΩ
Operating temperature range (min, max)	-40 °C ... +125 °C
UL 94 flammability rating	V-0
Torque for main contact	M3: 0,5 Nm; 4,4 lb.in (Ph0 or 0,8 x 4 mm)

Material properties

Main material	Polycarbonate (PC)
Other materials	Contacts: copper alloy
Colour	RAL 7032 grey
RoHs conformity	Compliant
China RoHs - EFUP	E
REACH SVHC substances	No

Approvals / Standards

Reference standard	EN 61984:2009-06
Certifications	CSA, CQC, DNV, BV, EAC
UL	ECBT2
cUL	ECBT8

General ordering information

EAN13 code	8015747148818
ETIM 7.0	EC000438

Part number

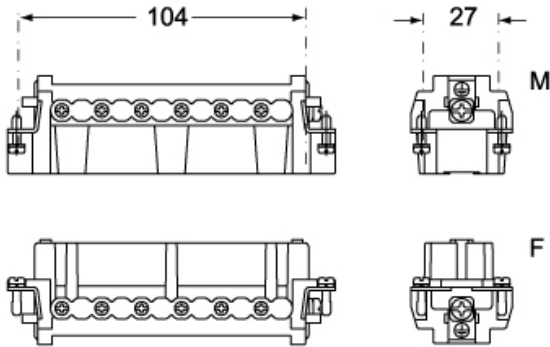
CMEF 10 TX



Catalogue drawings

Catalogue drawings

CMEM 10



CMEF 10

