


Part number

CKF 04 RY



Female insert, CK RY series, screw terminal connection, 4 poles + PE, 10 A 230/400 V 4 kV 3, size "21.21", for applications up to 180°C

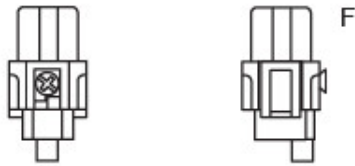
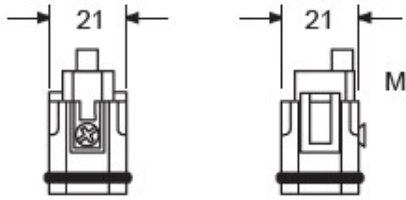
Product description		Material properties	
Product type	Insert	Main material	Polyphenylene sulfide (PPS)
Series	CK RY	Other materials	Contacts: copper alloy
Connection type	Screw terminal connection		Compliant with exemption 6(c): copper alloy containing up to 4% lead by weight
Gender	Female	RoHs conformity	
N. of poles	4 poles + 	China RoHs - EFUP	50
Size	Size "21.21"	REACH SVHC substances	Yes Lead
Specification	For applications up to 180°C	SCIP number	1a9c93ff-0445-4a16-81e3-1609ac5274d6
Technical data		Approvals / Standards	
Current	10 A	Reference standard	EN 61984:2009-06
Voltage	230 - 400 V	Certifications	CSA, CQC, DNV, BV, EAC
Rated impulse withstand voltage	4 kV	UL	ECBT2
Pollution degree	3	cUL	ECBT8
Rated voltage according to UL/CSA	600 V	General ordering information	
Wire cross-section	0,75 mm ² - 2,50 mm ²	EAN13 code	8015747028110
AWG size	18 - 14	eCl@ss 8.1	27440205
Contact type	Turned silver plated	ETIM 7.0	EC000438
IP degree of protection	IP20 without enclosure, IP44 with enclosure	Packaging Information	
Further technical details		Sub-packaging length	197,00 mm
Characteristics according to EN 61984	10A 230/400V 4kV 3; 10A 400/690V 4kV 2	Sub-packaging height	35,00 mm
Mating cycles	≥ 500	Sub-packaging width	113,00 mm
Insulation resistance	≥ 10 GΩ	Sub-packaging weight	0,70 kg
Contact resistance	≤ 2 mΩ	Sub-packaging volume	0,78 dm ³
Weight	17,60 g	Sub-packaging description	Carton box
Operating temperature range (min, max)	-40°C ... +180°C	Sub-packaging quantity	40 Pcs
Conductors stripping length	6 mm	Sub-packaging EAN barcode	8015747028127
UL 94 flammability rating	V-0		
Torque for main contact	M3: 0,5 Nm; 4,4 lb.in (0,5 x 3 mm)		
Tightening torque for PE connection	M3: 0,5 Nm; 4,4 lb.in (0,5 x 3 mm)		
Tightening torque for fixing screws	M3: 0,5 Nm; 4,4 lb.in (Ph1 or 0,8 x 5,5 mm)		

Part number

CKF 04 RY



Catalogue drawings



contacts side (front view)



Derating curves

CK...RY 04 poles connector inserts
Maximum current load derating diagram

