


Part number

# CCEF 10



Female insert, CCE series, crimp connection,  
10 poles + PE, 16 A 500 V 6 kV 3, size "57.27"

#### Product description

<b>Product type</b>	Insert
<b>Series</b>	CCE
<b>Connection type</b>	Crimp connection
<b>Gender</b>	Female
<b>N. of poles</b>	10 poles +
<b>Size</b>	Size 57.27

#### Technical data

<b>Current</b>	16 A
<b>Voltage</b>	500 V
<b>Rated impulse withstand voltage</b>	6 kV
<b>Pollution degree</b>	3
<b>Rated voltage according to UL/CSA</b>	600 V
<b>IP degree of protection</b>	IP20 without enclosure, IP65/IP66/IP68/IP69 with enclosure

#### Further technical details

<b>Characteristics according to EN 61984</b>	16A 500V 6kV 3; 16A 400/690V 6kV 2
<b>Mating cycles</b>	≥ 500
<b>Insulation resistance</b>	≥ 10 GΩ
<b>Contact resistance</b>	≤ 1 mΩ
<b>Weight</b>	48,00 g
<b>Operating temperature range (min, max)</b>	-40 °C ... +125 °C
<b>UL 94 flammability rating</b>	V-0

#### Material properties

<b>Main material</b>	Polycarbonate (PC)
<b>Colour</b>	RAL 7032 grey
<b>RoHs conformity</b>	Compliant
<b>China RoHs - EFUP</b>	E
<b>REACH SVHC substances</b>	No

#### Approvals / Standards

<b>Reference standard</b>	EN 61984:2009-06
<b>Certifications</b>	CSA, CQC, DNV, BV, EAC
<b>UL</b>	ECBT2, PVVA2
<b>cUL</b>	PVVA8

#### General ordering information

<b>EAN13 code</b>	8015747112611
<b>eCl@ss 8.1</b>	27440205
<b>ETIM 7.0</b>	EC000438

#### Packaging Information

<b>Packaging length</b>	210,00 mm
<b>Packaging height</b>	75,00 mm
<b>Packaging width</b>	180,00 mm
<b>Packaging weight</b>	1,85 kg
<b>Packaging volume</b>	2,84 dm <sup>3</sup>
<b>Packaging description</b>	Carton box
<b>Packaging quantity</b>	30 Pcs
<b>Packaging EAN code</b>	8015747112734
<b>Sub-packaging length</b>	67,00 mm
<b>Sub-packaging height</b>	36,00 mm
<b>Sub-packaging width</b>	180,00 mm
<b>Sub-packaging weight</b>	0,31 kg
<b>Sub-packaging volume</b>	0,43 dm <sup>3</sup>
<b>Sub-packaging description</b>	Carton tray
<b>Sub-packaging quantity</b>	5 Pcs
<b>Sub-packaging EAN barcode</b>	8015747112741

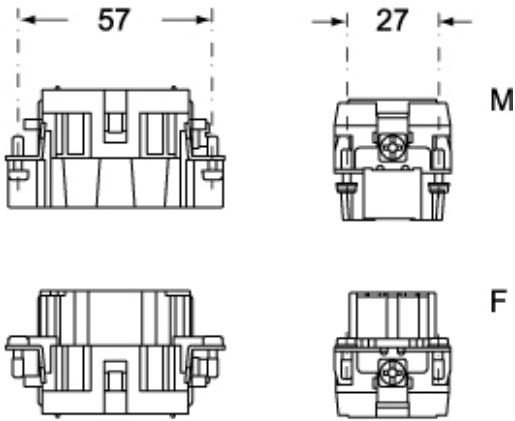
Part number

# CCEF 10

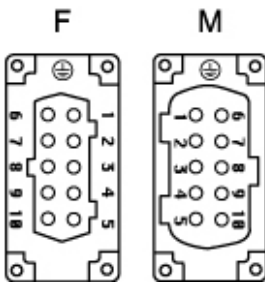


Catalogue drawings

## CCEM 10



## CCEF 10



Catalogue drawings

diagram CN, CNE and CCE 10 poles

